

School Report Card 2017 - 2018

For more detailed information, please visit <https://msrc.mdek12.org>.



Gulfport Central Middle School

Gulfport School District



1310 42nd Avenue
Gulfport, MS 39501



PATRICIA MOSS
darrell.adams@gulfportschools.org

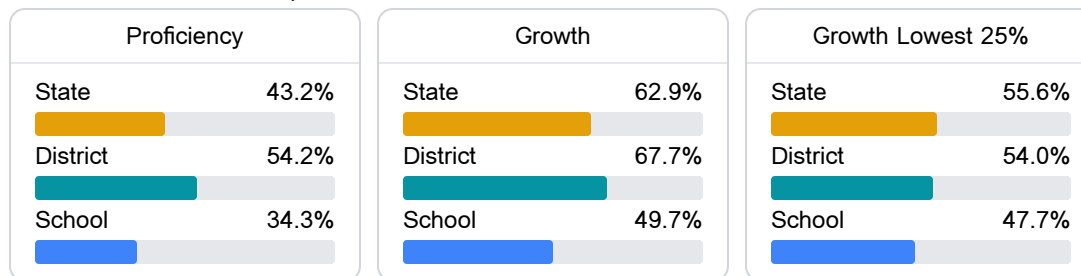
Identified for **Additional Targeted Support and Improvement**

School Accountability Grade Components

Mississippi's accountability system assigns "A" through "F" letter grades for schools and districts. Grades are based on student achievement, student growth, student participation in testing, and other academic measures.

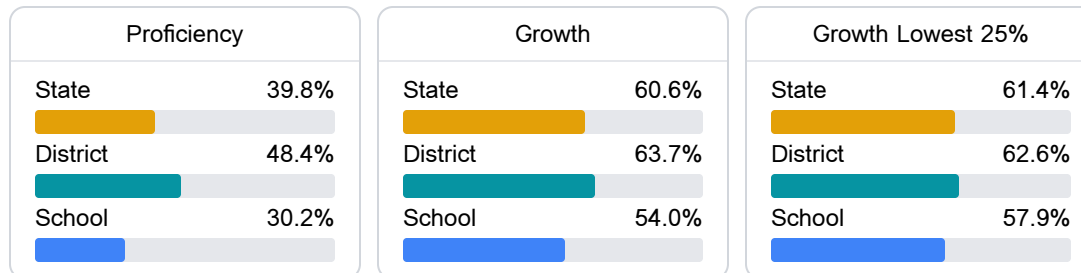
Math

Measurements of student performance on the statewide math assessment.



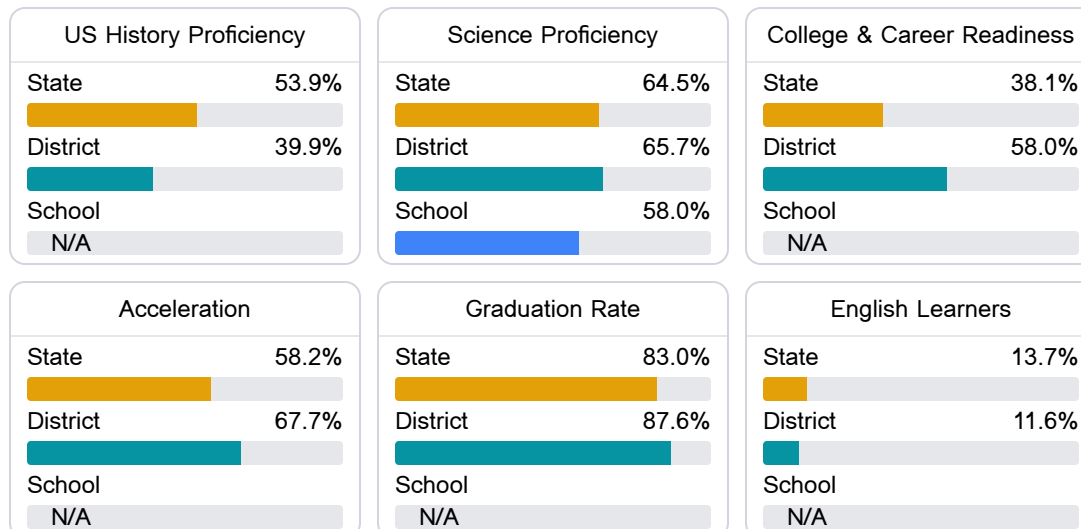
English

Measurements of student performance on the statewide English language arts (ELA) assessment.



Other Measures

Other measurements of student performance that factor into the accountability grade.



Teacher Data

42.8

Teachers



74.9%

Experienced Teachers

0.0%

Provisional Teachers

95.7%

In-Field Teachers

Detailed Assessment and Other Data

Student Performance

The following information shows each level of student performance on statewide assessments.

Math

Level 1		Level 2		Level 3		Level 4		Level 5	
State	6.8%	State	20.9%	State	30.5%	State	29.9%	State	11.9%
District	0-10%	District	11-20%	District	21-30%	District	31-40%	District	11-20%
School	11.1%	School	23.8%	School	32.6%	School	25.6%	School	7.0%
Minimal		Basic		Passing		Proficient		Advanced	

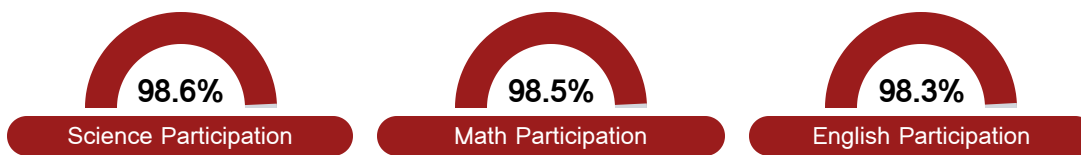
English

Level 1		Level 2		Level 3		Level 4		Level 5	
State	7.4%	State	20.4%	State	33.7%	State	29.0%	State	9.4%
District	0-10%	District	11-20%	District	31-40%	District	31-40%	District	11-20%
School	8.0%	School	25.9%	School	37.6%	School	22.2%	School	6.4%
Minimal		Basic		Passing		Proficient		Advanced	

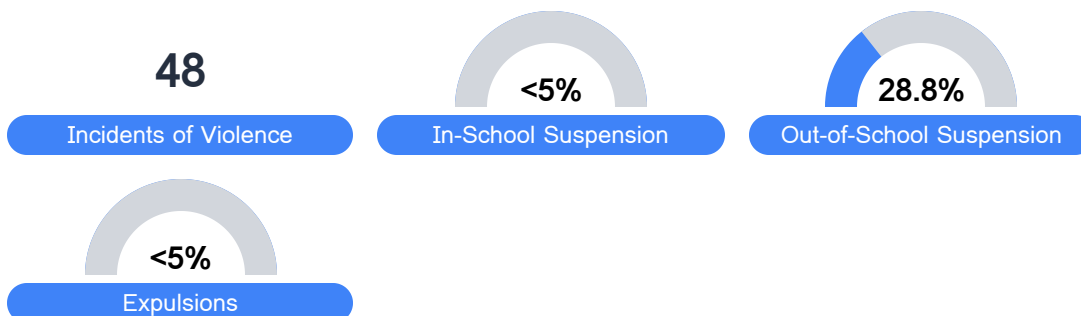
Science

Level 1		Level 2		Level 3		Level 4	
State	13.6%	State	24.0%	State	20.7%	State	20.7%
District	13.1%	District	24.2%	District	23.2%	District	23.2%
School	24.1%	School	20.2%	School	13.3%	School	13.3%
Minimal		Basic		Proficient		Advanced	

Student Assessment Participation



Discipline



<5%

Expulsions

* Source: 2017-2018 Civil Rights Data Collection

Other Data



26.8%

Chronic Absenteeism



\$9,202.77

Per-Pupil Expenditure