

## **B** Central Elementary Gulfport School District

1043 Pass Road  
Gulfport, MS 39501

Dr. LaWanda Thornton  
[lawanda.thornton@gulfportschools.org](mailto:lawanda.thornton@gulfportschools.org)

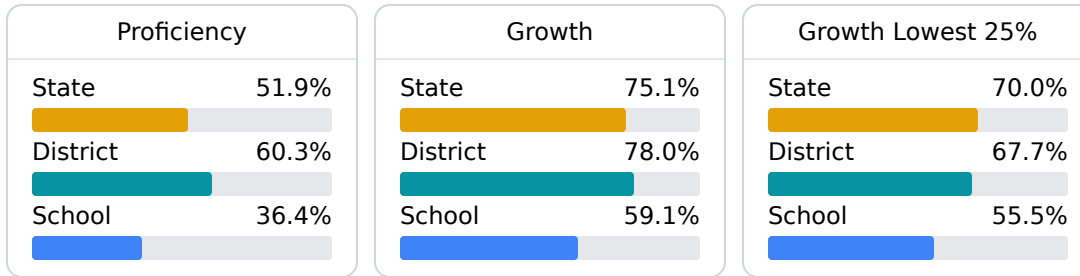
Identified for **Additional Targeted Support and Improvement**

### School Accountability Grade Components

Mississippi's accountability system assigns "A" through "F" letter grades for schools and districts. Grades are based on student achievement, student growth, student participation in testing, and other academic measures.

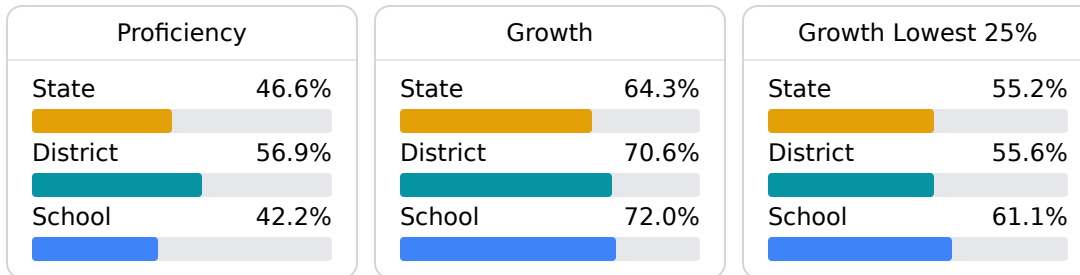
#### Math

Measurements of student performance on the statewide math assessment.



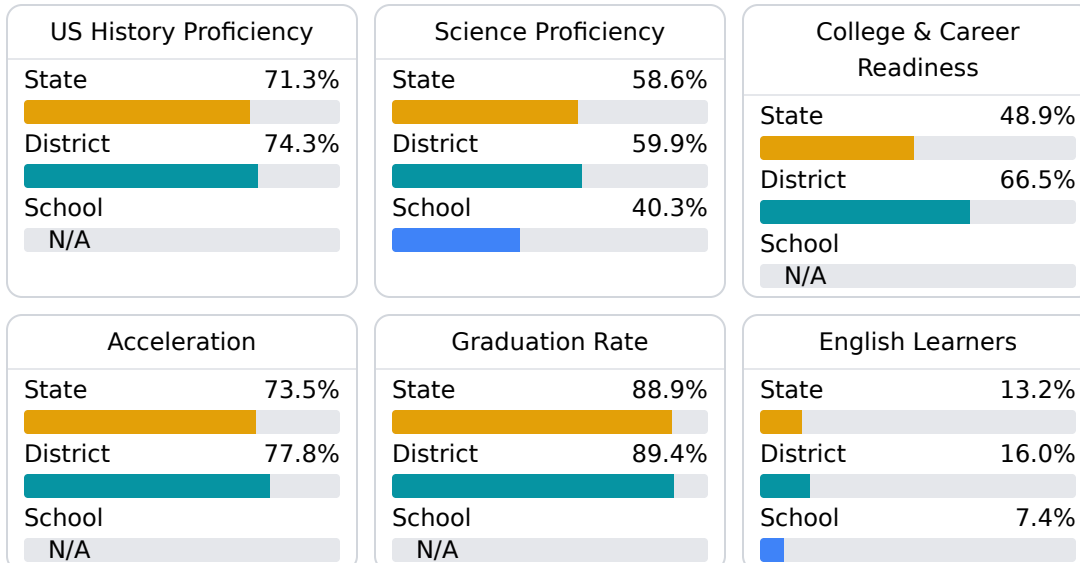
#### English

Measurements of student performance on the statewide English language arts (ELA) assessment.



#### Other Measures

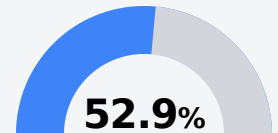
Other measurements of student performance that factor into the accountability grade.



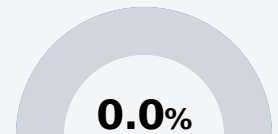
### Teacher Data

32.5

Teachers



Experienced Teachers



Provisional Teachers



In-Field Teachers

## Detailed Assessment and Other Data

### Student Performance

The following information shows each level of student performance on statewide assessments.

#### Math

Level 1		Level 2		Level 3		Level 4		Level 5	
State	0-10%	State	11-20%	State	21-30%	State	31-40%	State	11-20%
District	0-10%	District	11-20%	District	21-30%	District	31-40%	District	21-30%
School	9.8%	School	25.5%	School	30.8%	School	26.3%	School	7.6%
Minimal		Basic		Passing		Proficient		Advanced	

#### English

Level 1		Level 2		Level 3		Level 4		Level 5	
State	8.3%	State	17.0%	State	29.7%	State	29.3%	State	15.7%
District	5.2%	District	13.3%	District	27.5%	District	32.0%	District	22.1%
School	12.5%	School	17.4%	School	29.9%	School	33.0%	School	7.1%
Minimal		Basic		Passing		Proficient		Advanced	

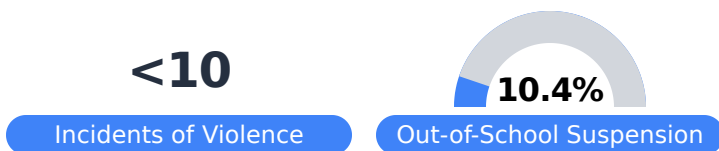
#### Science

Level 1		Level 2		Level 3		Level 4		Level 5	
State	11.4%	State	11.9%	State	20.8%	State	33.6%	State	22.3%
District	9.0%	District	13.8%	District	20.2%	District	35.1%	District	22.0%
School	17.9%	School	16.7%	School	28.6%	School	26.2%	School	10.7%
Minimal		Basic		Passing		Proficient		Advanced	

## Student Assessment Participation



## Discipline



## Other Data



**32.7%**

Chronic Absenteeism



**\$10,417.31**

Per-Pupil Expenditure