



Bayou View Elementary School

Gulfport School District



4898 Washington Avenue
Gulfport, MS 39507



Toiresa Okeefe Lawrence
tess.lawrence@gulfportschools.org

School Accountability Grade Components

Mississippi's accountability system assigns "A" through "F" letter grades for schools and districts. Grades are based on student achievement, student growth, student participation in testing, and other academic measures.

Math

Measurements of student performance on the statewide math assessment.

Proficiency		Growth Lowest 25%		Growth	
State	51.9%	State	70.0%	State	75.1%
District	60.3%	District	67.7%	District	78.0%
School	87.7%	School	73.7%	School	93.1%

English

Measurements of student performance on the statewide English language arts (ELA) assessment.

Growth		Growth Lowest 25%		Proficiency	
State	64.3%	State	55.2%	State	46.6%
District	70.6%	District	55.6%	District	56.9%
School	88.1%	School	70.3%	School	87.1%

Other Measures

Other measurements of student performance that factor into the accountability grade.

US History Proficiency		Science Proficiency		College & Career Readiness	
State	71.3%	State	58.6%	State	48.9%
District	74.3%	District	59.9%	District	66.5%
School	N/A	School	89.8%	School	N/A

Acceleration		Graduation Rate		English Learners	
State	73.5%	State	88.9%	State	13.2%
District	77.8%	District	89.4%	District	16.0%
School	N/A	School	N/A	School	30.8%

Teacher Data

40.1

Teachers



84.8%

Experienced Teachers

0.0%

Provisional Teachers

100.0%

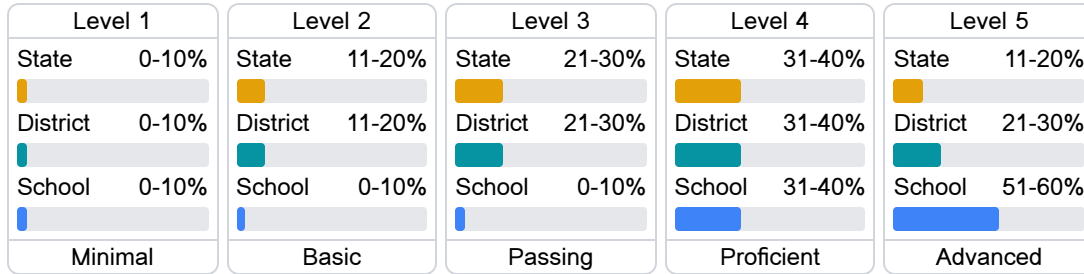
In-Field Teachers

Detailed Assessment and Other Data

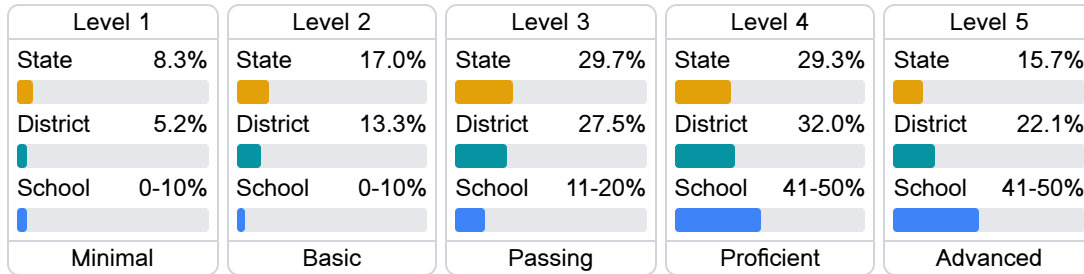
Student Performance

The following information shows each level of student performance on statewide assessments.

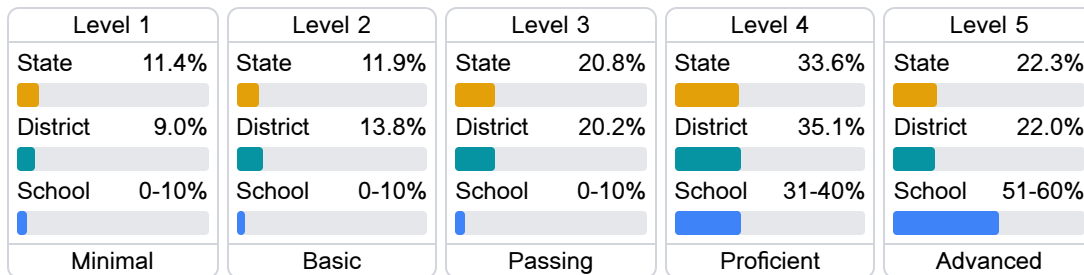
Math



English



Science



Student Assessment Participation



Discipline



Other Data



7.4 %

Chronic Absenteeism



\$9,616.86

Per-Pupil Expenditure