



Anniston Avenue Elementary School

Gulfport School District



2314 Jones Street
Gulfport, MS 39507



JANE PENNOCK
darrell.adams@gulfportschools.org

School Accountability Grade Components

Mississippi's accountability system assigns "A" through "F" letter grades for schools and districts. Grades are based on student achievement, student growth, student participation in testing, and other academic measures.

Math

Measurements of student performance on the statewide math assessment.

Proficiency		Growth		Growth Lowest 25%	
State	51.9%	State	75.1%	State	70.0%
District	60.3%	District	78.0%	District	67.7%
School	69.3%	School	79.9%	School	44.9%

English

Measurements of student performance on the statewide English language arts (ELA) assessment.

Proficiency		Growth		Growth Lowest 25%	
State	46.6%	State	64.3%	State	55.2%
District	56.9%	District	70.6%	District	55.6%
School	68.0%	School	87.3%	School	71.8%

Other Measures

Other measurements of student performance that factor into the accountability grade.

US History Proficiency		Science Proficiency		College & Career Readiness	
State	71.3%	State	58.6%	State	48.9%
District	74.3%	District	59.9%	District	66.5%
School	N/A	School	73.0%	School	N/A

Acceleration		Graduation Rate		English Learners	
State	73.5%	State	88.9%	State	13.2%
District	77.8%	District	89.4%	District	16.0%
School	N/A	School	N/A	School	16.2%

Teacher Data

36.0

Teachers



55.2%

Experienced Teachers

0.6%

Provisional Teachers

97.7%

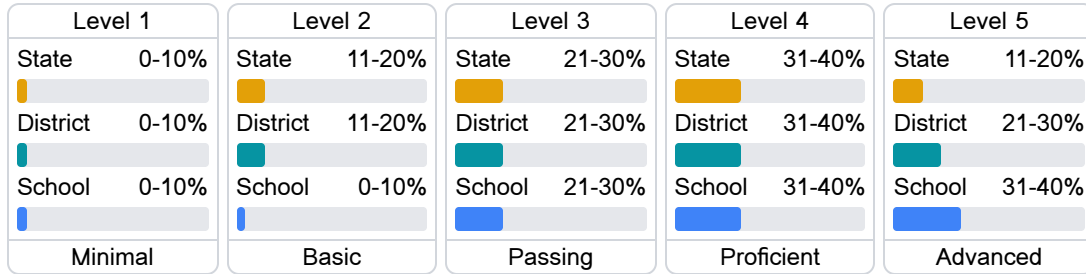
In-Field Teachers

Detailed Assessment and Other Data

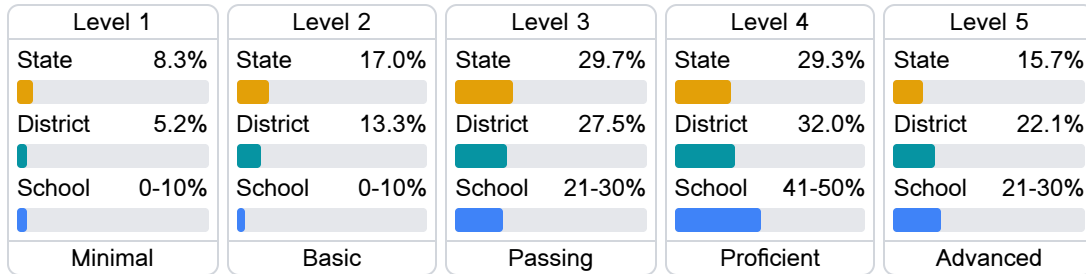
Student Performance

The following information shows each level of student performance on statewide assessments.

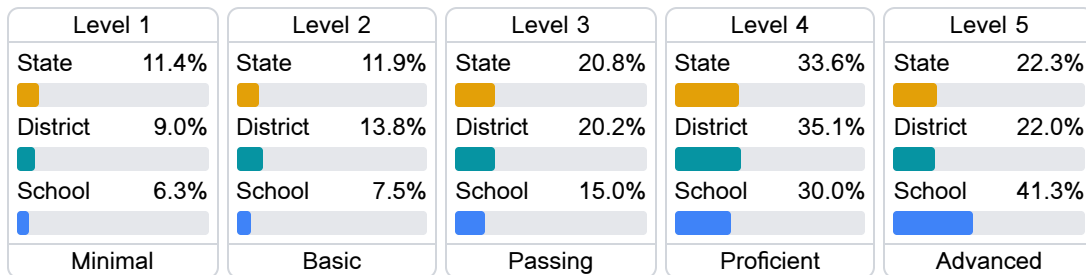
Math



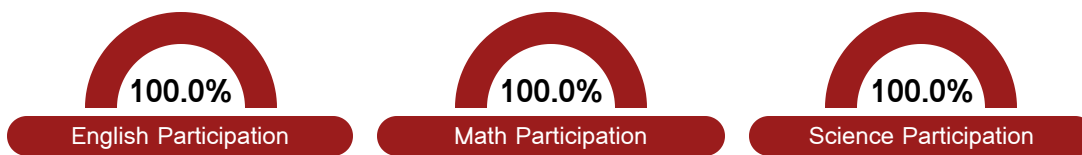
English



Science



Student Assessment Participation



Discipline



Other Data



15.4 %

Chronic Absenteeism



\$10,811.39

Per-Pupil Expenditure