



## Biloxi Upper Elementary

Biloxi Public School District



1424 Father Ryan Avenue  
Biloxi, MS 39530



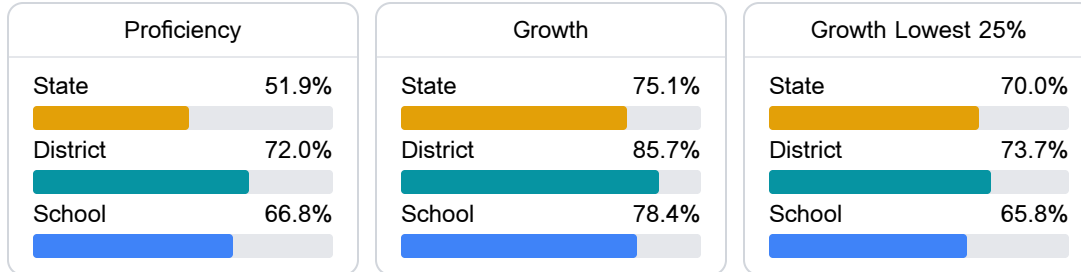
James Barnes  
[jamie.barnes@biloxischools.net](mailto:jamie.barnes@biloxischools.net)

### School Accountability Grade Components

Mississippi's accountability system assigns "A" through "F" letter grades for schools and districts. Grades are based on student achievement, student growth, student participation in testing, and other academic measures.

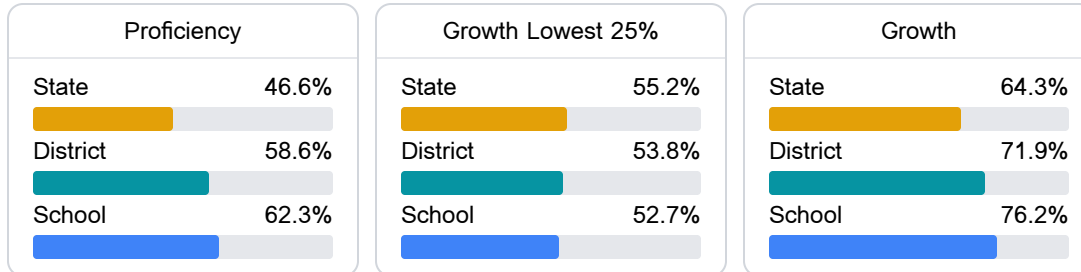
#### Math

Measurements of student performance on the statewide math assessment.



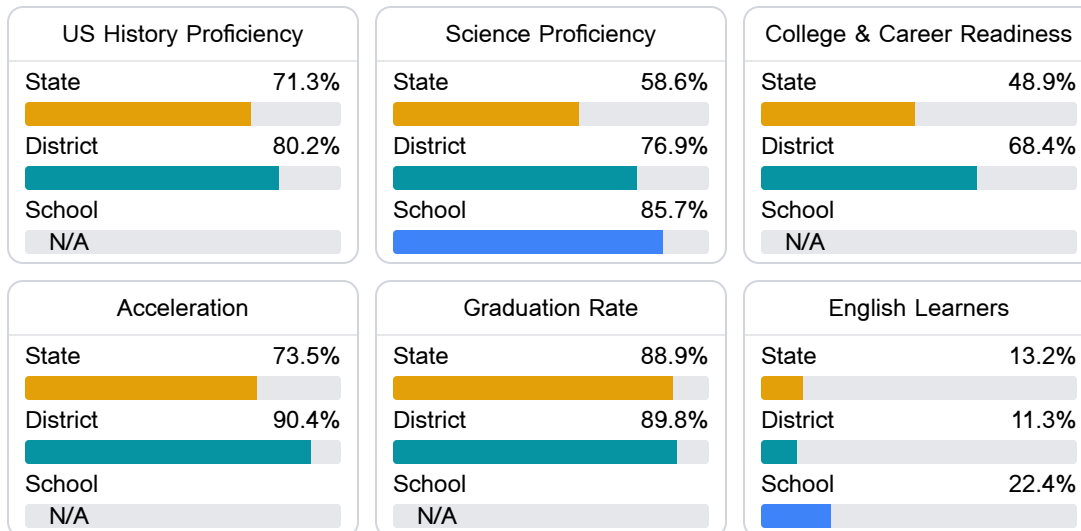
#### English

Measurements of student performance on the statewide English language arts (ELA) assessment.



#### Other Measures

Other measurements of student performance that factor into the accountability grade.



### Teacher Data

63.7

Teachers



74.4%

Experienced Teachers

3.1%

Provisional Teachers

100.0%

In-Field Teachers

## Detailed Assessment and Other Data

## Student Performance

The following information shows each level of student performance on statewide assessments.

## Math

Level 1		Level 2		Level 3		Level 4		Level 5	
State	0-10%	State	11-20%	State	21-30%	State	31-40%	State	11-20%
District	0-10%	District	0-10%	District	11-20%	District	31-40%	District	31-40%
School	0-10%	School	0-10%	School	21-30%	School	31-40%	School	21-30%
Minimal		Basic		Passing		Proficient		Advanced	

## English

Level 1		Level 2		Level 3		Level 4		Level 5	
State	8.3%	State	17.0%	State	29.7%	State	29.3%	State	15.7%
District	6.6%	District	12.1%	District	25.5%	District	32.8%	District	23.0%
School	6.3%	School	10.8%	School	22.4%	School	32.7%	School	27.7%
Minimal		Basic		Passing		Proficient		Advanced	

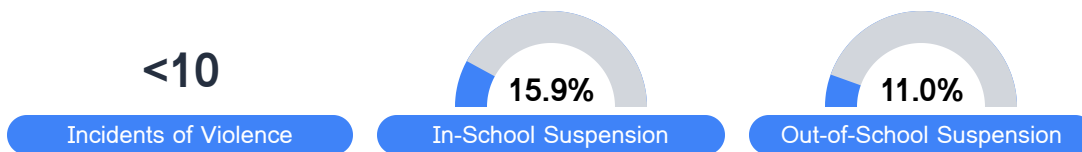
## Science

Level 1		Level 2		Level 3		Level 4		Level 5	
State	11.4%	State	11.9%	State	20.8%	State	33.6%	State	22.3%
District	6.1%	District	8.3%	District	12.8%	District	33.4%	District	39.5%
School	0-10%	School	0-10%	School	0-10%	School	31-40%	School	51-60%
Minimal		Basic		Passing		Proficient		Advanced	

## Student Assessment Participation



## Discipline



## Other Data



17.9%

Chronic Absenteeism



\$12,904.88

Per-Pupil Expenditure