



A Biloxi Upper Elementary

Biloxi Public School District

 1424 Father Ryan Avenue
Biloxi, MS 39530

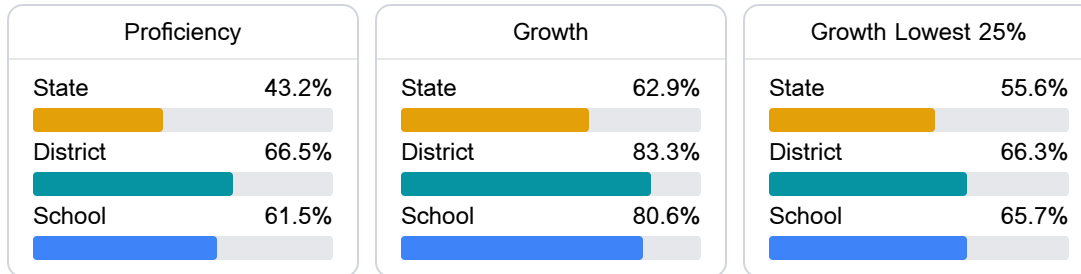
 James Barnes
jamie.barnes@biloxischools.net

School Accountability Grade Components

Mississippi's accountability system assigns "A" through "F" letter grades for schools and districts. Grades are based on student achievement, student growth, student participation in testing, and other academic measures.

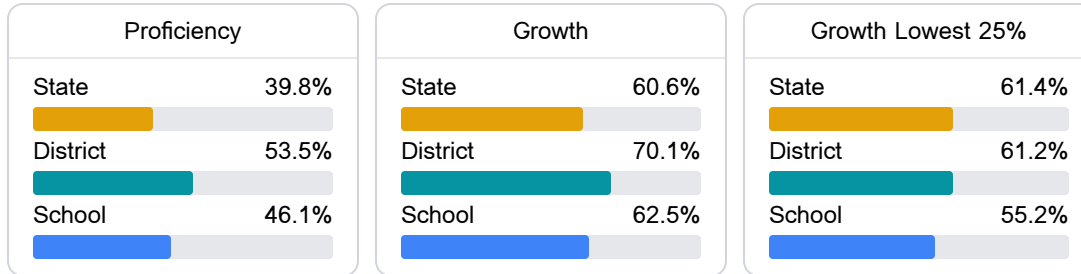
Math

Measurements of student performance on the statewide math assessment.



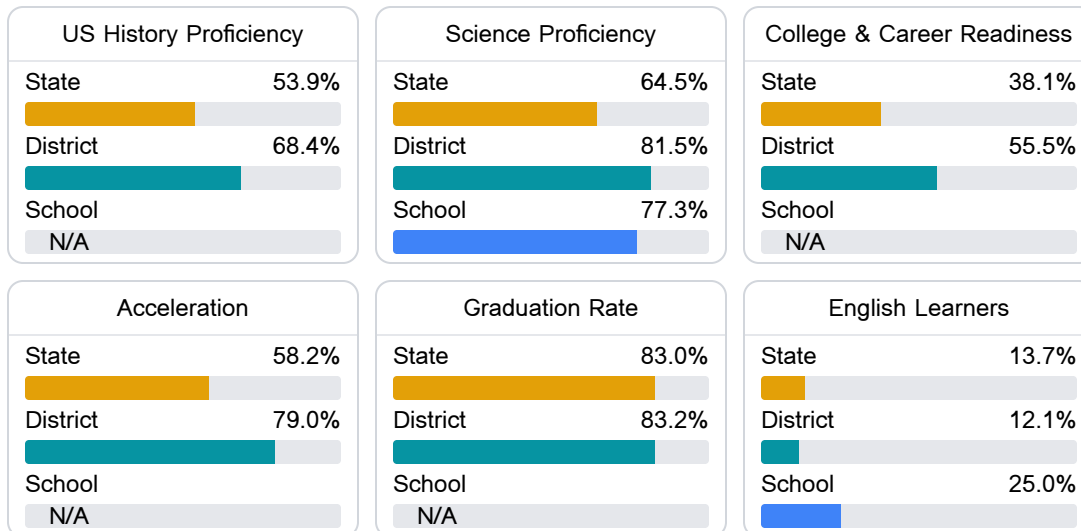
English

Measurements of student performance on the statewide English language arts (ELA) assessment.



Other Measures

Other measurements of student performance that factor into the accountability grade.



Detailed Assessment and Other Data

Student Performance

The following information shows each level of student performance on statewide assessments.

Math

Level 1		Level 2		Level 3		Level 4		Level 5	
State	6.8%	State	20.9%	State	30.5%	State	29.9%	State	11.9%
District	0-10%	District	11-20%	District	21-30%	District	31-40%	District	21-30%
School	0-10%	School	11-20%	School	21-30%	School	31-40%	School	21-30%
Minimal		Basic		Passing		Proficient		Advanced	

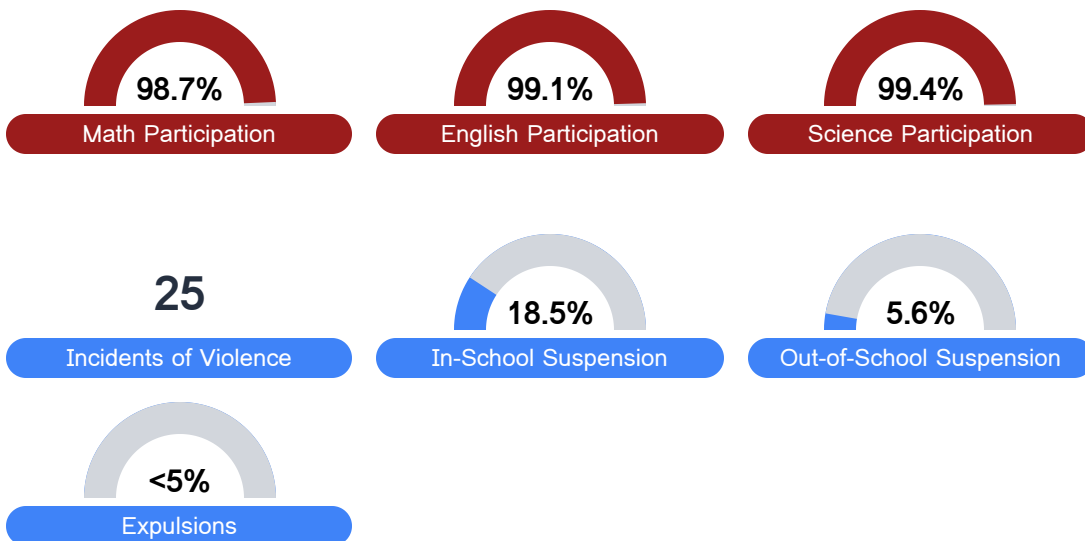
English

Level 1		Level 2		Level 3		Level 4		Level 5	
State	7.4%	State	20.4%	State	33.7%	State	29.0%	State	9.4%
District	5.5%	District	14.9%	District	28.9%	District	33.3%	District	17.5%
School	0-10%	School	11-20%	School	31-40%	School	21-30%	School	11-20%
Minimal		Basic		Passing		Proficient		Advanced	

Science

Level 1		Level 2		Level 3		Level 4	
State	13.6%	State	24.0%	State	20.7%	State	20.7%
District	8.8%	District	13.3%	District	39.1%	District	39.1%
School	7.1%	School	17.2%	School	38.8%	School	38.8%
Minimal		Basic		Proficient		Advanced	

Student Assessment Participation



* Source: 2017-2018 Civil Rights Data Collection

Other Data



13.6%

Chronic Absenteeism



\$8,243.38

Per-Pupil Expenditure