



West Harrison High School

Harrison County School District



10399 County Farm Road
Gulfport, MS 39503



Michael Weaver
MWeaver@harrison.k12.ms.us

School Accountability Grade Components

Mississippi's accountability system assigns "A" through "F" letter grades for schools and districts. Grades are based on student achievement, student growth, student participation in testing, and other academic measures.

Math

Measurements of student performance on the statewide math assessment.

Growth		Growth Lowest 25%		Proficiency	
State	75.1%	State	70.0%	State	51.9%
District	78.1%	District	63.5%	District	65.3%
School	110.1%	School	117.9%	School	90.4%

English

Measurements of student performance on the statewide English language arts (ELA) assessment.

Growth		Growth Lowest 25%		Proficiency	
State	64.3%	State	55.2%	State	46.6%
District	70.7%	District	54.3%	District	60.0%
School	101.2%	School	80.9%	School	75.3%

Other Measures

Other measurements of student performance that factor into the accountability grade.

US History Proficiency		Science Proficiency		College & Career Readiness	
State	71.3%	State	58.6%	State	48.9%
District	84.6%	District	71.7%	District	61.8%
School	87.3%	School	84.6%	School	68.3%

Acceleration		Graduation Rate		English Learners	
State	73.5%	State	88.9%	State	13.2%
District	76.0%	District	89.5%	District	13.8%
School	74.9%	School	91.2%	School	N/A

Teacher Data

65.3

Teachers



77.7%

Experienced Teachers

4.5%

Provisional Teachers

98.5%

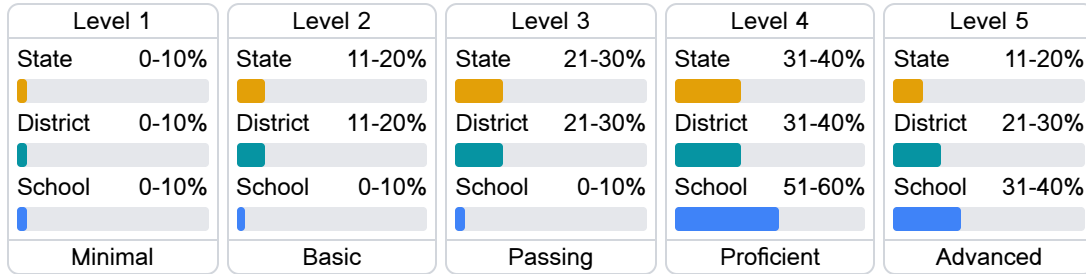
In-Field Teachers

Detailed Assessment and Other Data

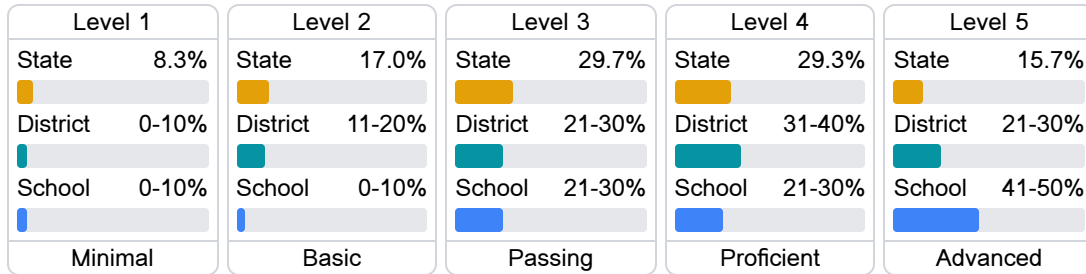
Student Performance

The following information shows each level of student performance on statewide assessments.

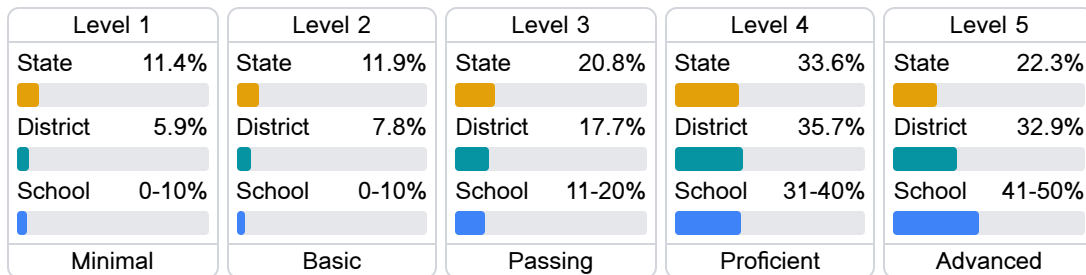
Math



English



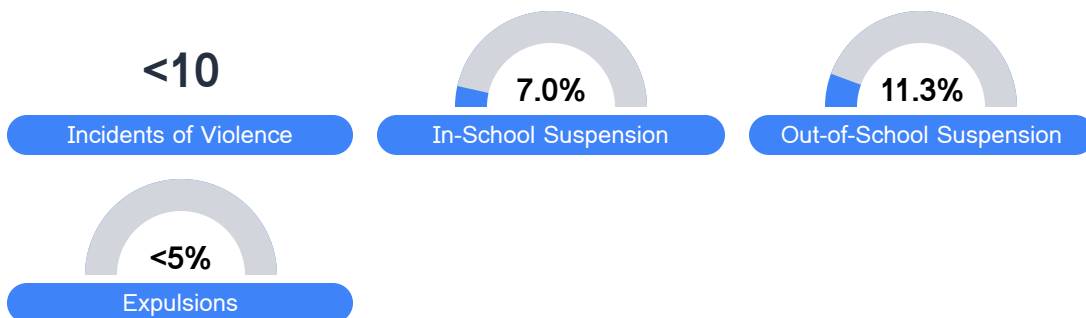
Science



Student Assessment Participation



Discipline



Other Data



24.8 %

Chronic Absenteeism



\$10,643.14

Per-Pupil Expenditure



52.8 %

Post-Secondary Enrollment



46.6%

Advanced Course Participation