

B Three Rivers Elementary

Harrison County School District

13500 THREE RIVERS ROAD
Gulfport, MS 39503

JAMES STEPHENS
jastephens@harrison.k12.ms.us

School Accountability Grade Components

Mississippi's accountability system assigns "A" through "F" letter grades for schools and districts. Grades are based on student achievement, student growth, student participation in testing, and other academic measures.

Math

Measurements of student performance on the statewide math assessment.

Proficiency		Growth		Growth Lowest 25%	
State	43.2%	State	62.9%	State	55.6%
District	54.6%	District	70.6%	District	59.5%
School	40.5%	School	59.1%	School	57.5%

English

Measurements of student performance on the statewide English language arts (ELA) assessment.

Proficiency		Growth		Growth Lowest 25%	
State	39.8%	State	60.6%	State	61.4%
District	50.8%	District	67.7%	District	63.0%
School	43.4%	School	62.3%	School	58.0%

Other Measures

Other measurements of student performance that factor into the accountability grade.

US History Proficiency		Science Proficiency		College & Career Readiness	
State	53.9%	State	64.5%	State	38.1%
District	64.3%	District	76.4%	District	52.3%
School	N/A	School	78.4%	School	N/A

Acceleration		Graduation Rate		English Learners	
State	58.2%	State	83.0%	State	13.7%
District	59.7%	District	85.5%	District	13.7%
School	N/A	School	N/A	School	11.8%

Teacher Data

39.9

Teachers



79.0%

Experienced Teachers

2.5%

Provisional Teachers

97.5%

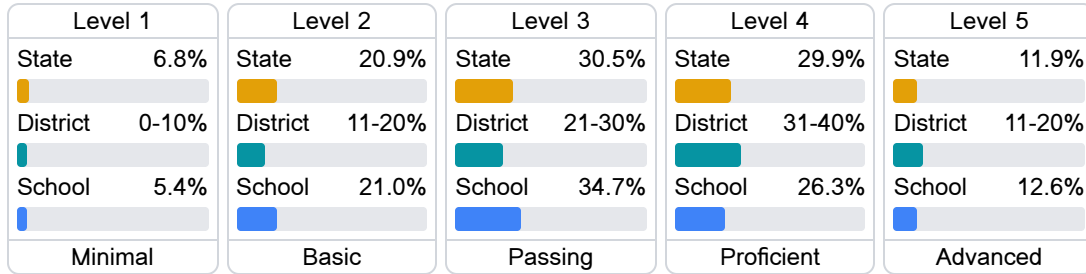
In-Field Teachers

Detailed Assessment and Other Data

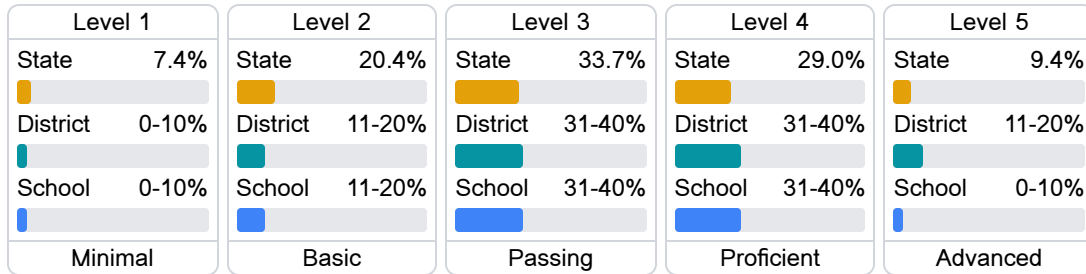
Student Performance

The following information shows each level of student performance on statewide assessments.

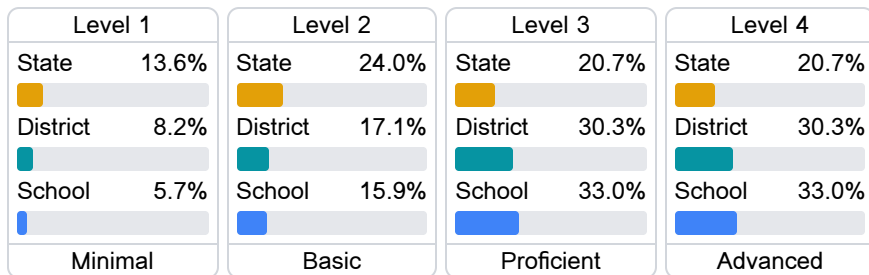
Math



English



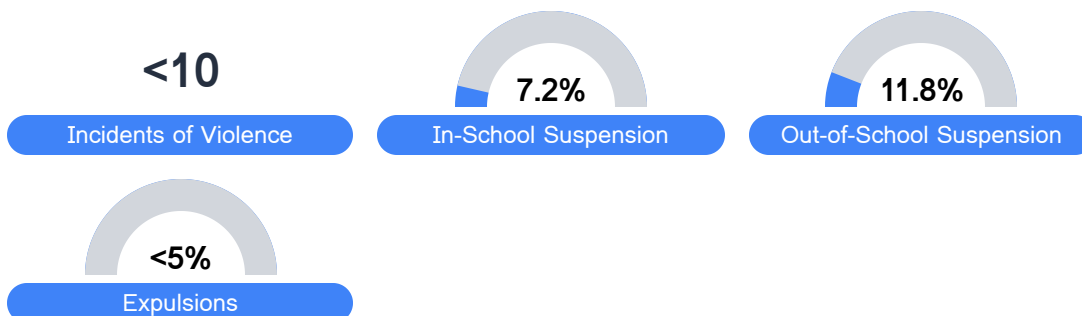
Science



Student Assessment Participation



Discipline



* Source: 2017-2018 Civil Rights Data Collection

Other Data



11.6%

Chronic Absenteeism



\$8,056.58

Per-Pupil Expenditure