



## North Gulfport Middle School

Harrison County School District



4715 Illinois Avenue  
Gulfport, MS 39501



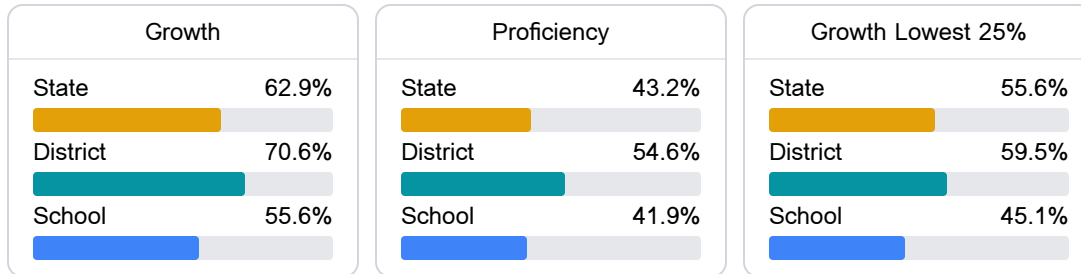
Natashia Williams  
nwilliams@harrison.k12.ms.us

### School Accountability Grade Components

Mississippi's accountability system assigns "A" through "F" letter grades for schools and districts. Grades are based on student achievement, student growth, student participation in testing, and other academic measures.

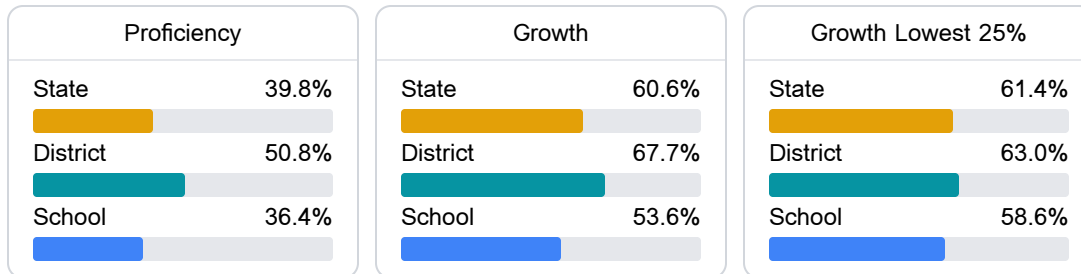
#### Math

Measurements of student performance on the statewide math assessment.



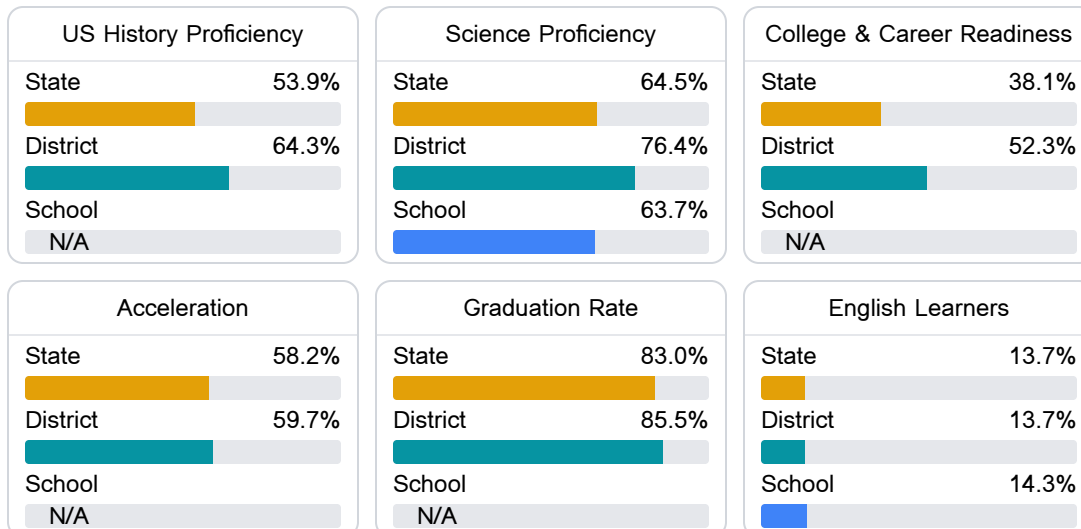
#### English

Measurements of student performance on the statewide English language arts (ELA) assessment.



#### Other Measures

Other measurements of student performance that factor into the accountability grade.



### Teacher Data

60.0

Teachers



76.9%

Experienced Teachers

6.3%

Provisional Teachers

97.8%

In-Field Teachers

## Detailed Assessment and Other Data

## Student Performance

The following information shows each level of student performance on statewide assessments.

## Math

Level 1		Level 2		Level 3		Level 4		Level 5	
State	6.8%	State	20.9%	State	30.5%	State	29.9%	State	11.9%
District	0-10%	District	11-20%	District	21-30%	District	31-40%	District	11-20%
School	9.9%	School	22.4%	School	28.5%	School	31.1%	School	8.2%
Minimal		Basic		Passing		Proficient		Advanced	


## English

Level 1		Level 2		Level 3		Level 4		Level 5	
State	7.4%	State	20.4%	State	33.7%	State	29.0%	State	9.4%
District	0-10%	District	11-20%	District	31-40%	District	31-40%	District	11-20%
School	7.7%	School	18.2%	School	39.8%	School	26.2%	School	8.2%
Minimal		Basic		Passing		Proficient		Advanced	

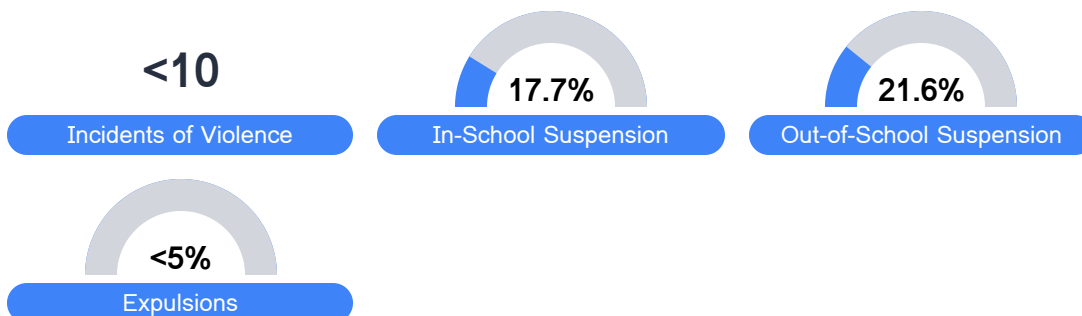
## Science

Level 1		Level 2		Level 3		Level 4	
State	13.6%	State	24.0%	State	20.7%	State	20.7%
District	8.2%	District	17.1%	District	30.3%	District	30.3%
School	17.6%	School	19.2%	School	22.1%	School	22.1%
Minimal		Basic		Proficient		Advanced	

## Student Assessment Participation



## Discipline



&lt;5%

Expulsions

\* Source: 2017-2018 Civil Rights Data Collection

## Other Data



20.3%

Chronic Absenteeism



\$7,425.82

Per-Pupil Expenditure