



## Lyman Elementary School

Harrison County School District



14222 OLD HIGHWAY 49  
Gulfport, MS 39503



ERIN CATES  
eCates@harrison.k12.ms.us

### School Accountability Grade Components

Mississippi's accountability system assigns "A" through "F" letter grades for schools and districts. Grades are based on student achievement, student growth, student participation in testing, and other academic measures.

#### Math

Measurements of student performance on the statewide math assessment.

Proficiency		Growth Lowest 25%		Growth	
State	43.2%	State	55.6%	State	62.9%
District	54.6%	District	59.5%	District	70.6%
School	55.0%	School	67.6%	School	78.3%

#### English

Measurements of student performance on the statewide English language arts (ELA) assessment.

Proficiency		Growth		Growth Lowest 25%	
State	39.8%	State	60.6%	State	61.4%
District	50.8%	District	67.7%	District	63.0%
School	53.2%	School	76.0%	School	63.1%

#### Other Measures

Other measurements of student performance that factor into the accountability grade.

US History Proficiency		Science Proficiency		College & Career Readiness	
State	53.9%	State	64.5%	State	38.1%
District	64.3%	District	76.4%	District	52.3%
School	N/A	School	76.6%	School	N/A

Acceleration		Graduation Rate		English Learners	
State	58.2%	State	83.0%	State	13.7%
District	59.7%	District	85.5%	District	13.7%
School	N/A	School	N/A	School	N/A

### Teacher Data

33.6

Teachers



69.8%

Experienced Teachers

0.0%

Provisional Teachers

100.0%

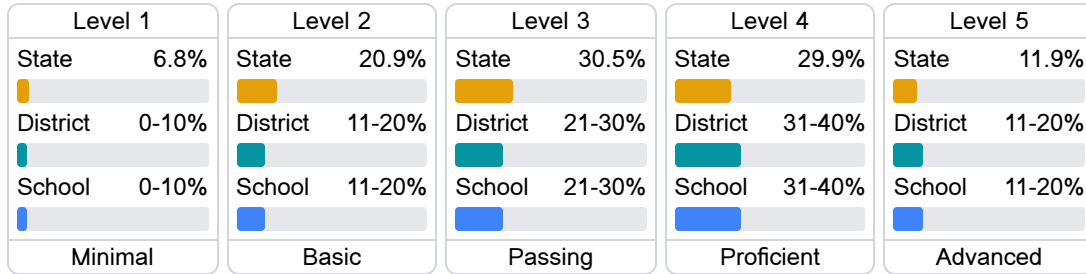
In-Field Teachers

## Detailed Assessment and Other Data

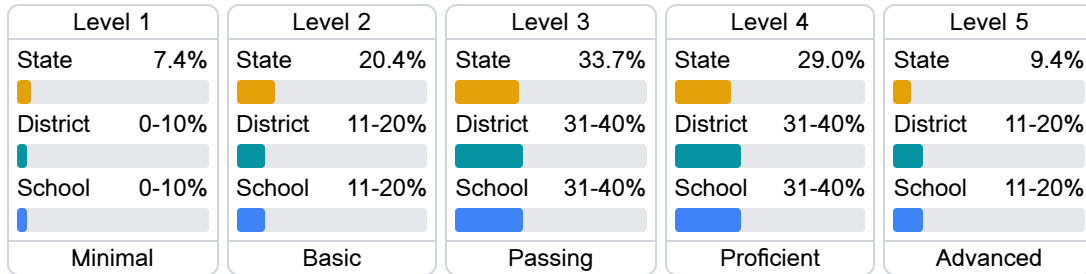
## Student Performance

The following information shows each level of student performance on statewide assessments.

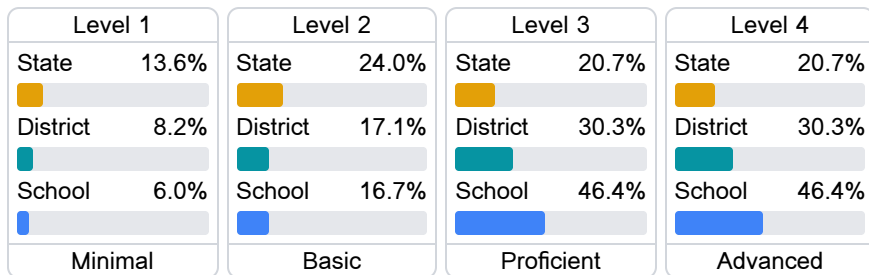
## Math



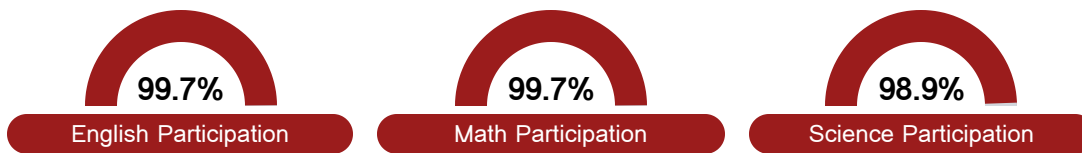
## English



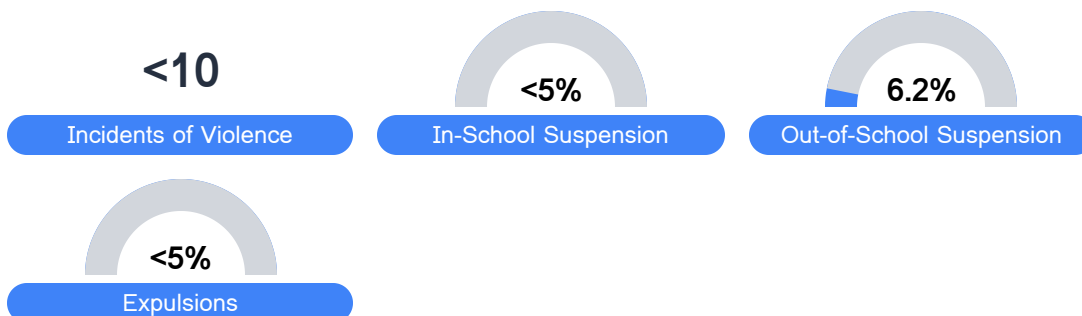
## Science



## Student Assessment Participation



## Discipline



\* Source: 2017-2018 Civil Rights Data Collection

## Other Data



13.3 %

Chronic Absenteeism



\$7,612.71

Per-Pupil Expenditure