



Lizana Elementary School

Harrison County School District



15341 LIZANA SCHOOL ROAD
Gulfport, MS 39503



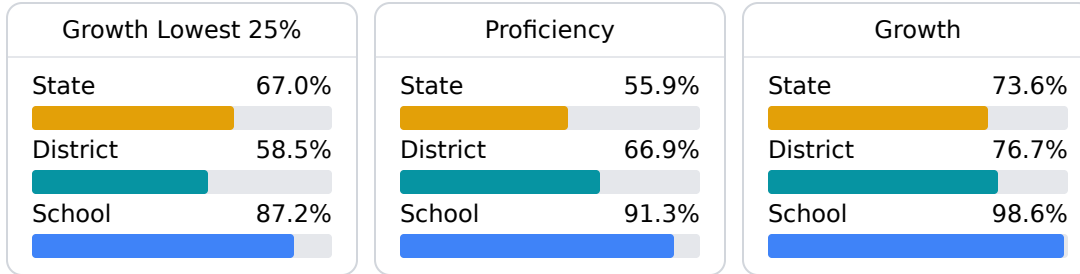
Stephanie Lowery
SLowery@harrison.k12.ms.us

School Accountability Grade Components

Mississippi's accountability system assigns "A" through "F" letter grades for schools and districts. Grades are based on student achievement, student growth, student participation in testing, and other academic measures.

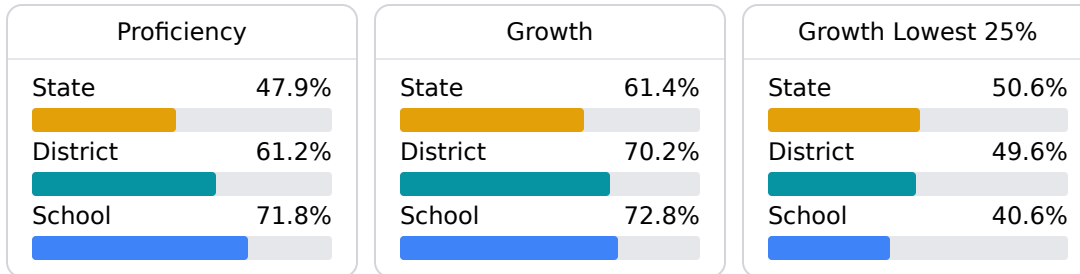
Math

Measurements of student performance on the statewide math assessment.



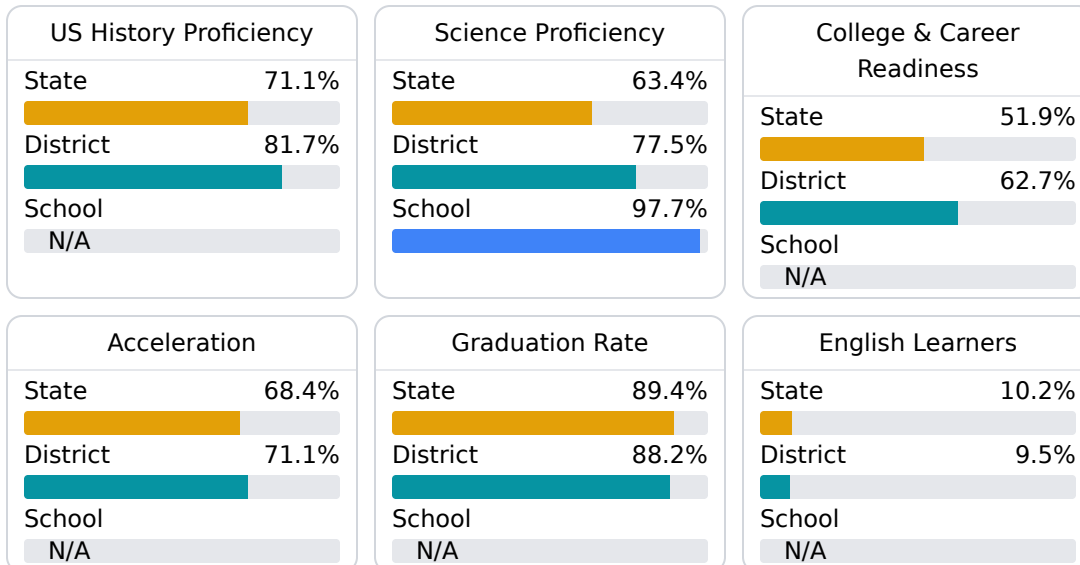
English

Measurements of student performance on the statewide English language arts (ELA) assessment.



Other Measures

Other measurements of student performance that factor into the accountability grade.



Teacher Data

25.1

Teachers



72.2%

Experienced Teachers

0.0%

Provisional Teachers

100.0%

In-Field Teachers

Detailed Assessment and Other Data

Student Performance

The following information shows each level of student performance on statewide assessments.

Math

| Level 1 | Level 2 | Level 3 | Level 4 | Level 5 |
|----------------|-----------------|-----------------|-----------------|-----------------|
| State 0-10% | State 11-20% | State 21-30% | State 31-40% | State 11-20% |
| District 0-10% | District 11-20% | District 21-30% | District 31-40% | District 21-30% |
| School 0-10% | School 0-10% | School 0-10% | School 31-40% | School 61-70% |
| Minimal | Basic | Passing | Proficient | Advanced |

English

| Level 1 | Level 2 | Level 3 | Level 4 | Level 5 |
|---------------|----------------|----------------|----------------|----------------|
| State 9.1% | State 17.9% | State 27.3% | State 28.8% | State 16.9% |
| District 5.2% | District 11.9% | District 24.0% | District 33.6% | District 25.2% |
| School 0-10% | School 0-10% | School 11-20% | School 41-50% | School 21-30% |
| Minimal | Basic | Passing | Proficient | Advanced |

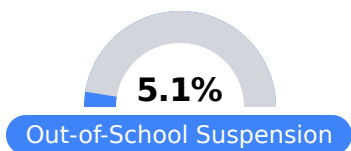
Science

| Level 1 | Level 2 | Level 3 | Level 4 | Level 5 |
|---------------|---------------|----------------|----------------|----------------|
| State 11.2% | State 11.0% | State 19.5% | State 34.8% | State 23.5% |
| District 5.2% | District 6.2% | District 15.1% | District 37.2% | District 36.3% |
| School N/A | School N/A | School 0-10% | School 11-20% | School 71-80% |
| Minimal | Basic | Passing | Proficient | Advanced |

Student Assessment Participation



Discipline



Other Data



21.7%

Chronic Absenteeism