

B Harrison Central High School Harrison County School District

15600 SCHOOL ROAD
Gulfport, MS 39503

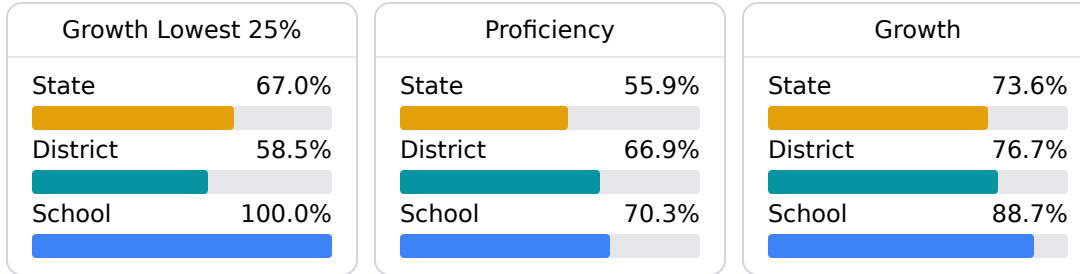
Kelly Fuller
kfuller@harrison.k12.ms.us

School Accountability Grade Components

Mississippi's accountability system assigns "A" through "F" letter grades for schools and districts. Grades are based on student achievement, student growth, student participation in testing, and other academic measures.

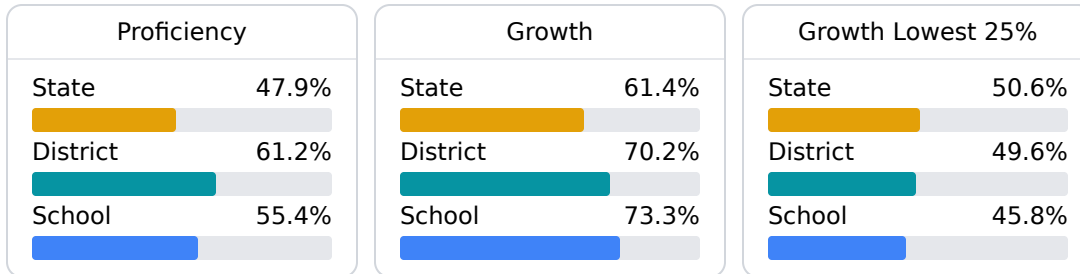
Math

Measurements of student performance on the statewide math assessment.



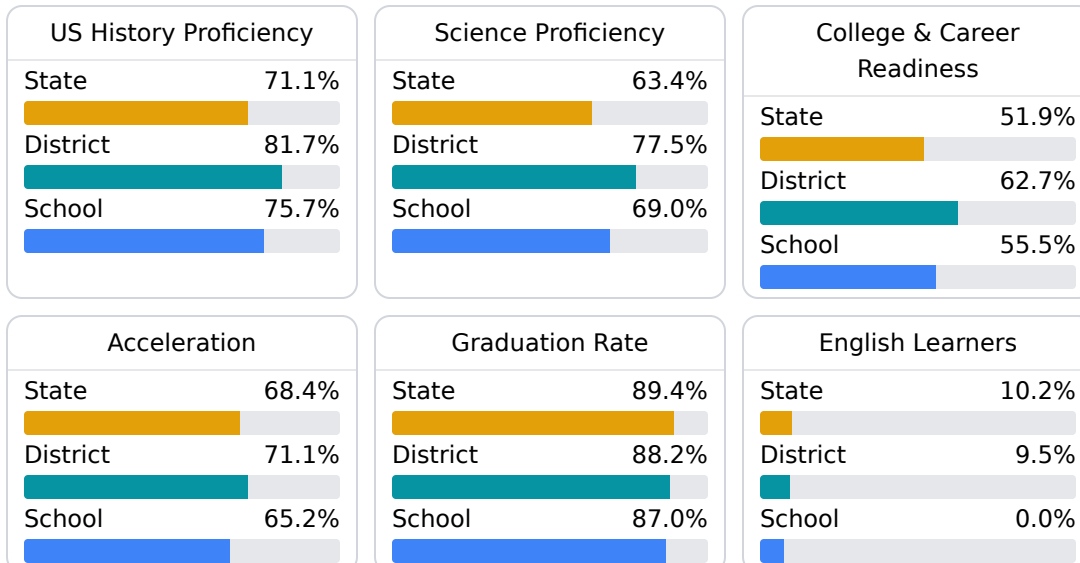
English

Measurements of student performance on the statewide English language arts (ELA) assessment.



Other Measures

Other measurements of student performance that factor into the accountability grade.



Teacher Data

83.7

Teachers



78.5%

Experienced Teachers

3.3%

Provisional Teachers

98.3%

In-Field Teachers

Detailed Assessment and Other Data

Student Performance

The following information shows each level of student performance on statewide assessments.

Math

| Level 1 | Level 2 | Level 3 | Level 4 | Level 5 |
|----------------|-----------------|-----------------|-----------------|-----------------|
| State 0-10% | State 11-20% | State 21-30% | State 31-40% | State 11-20% |
| District 0-10% | District 11-20% | District 21-30% | District 31-40% | District 21-30% |
| School 0-10% | School 0-10% | School 21-30% | School 51-60% | School 11-20% |
| Minimal | Basic | Passing | Proficient | Advanced |

English

| Level 1 | Level 2 | Level 3 | Level 4 | Level 5 |
|---------------|----------------|----------------|----------------|----------------|
| State 9.1% | State 17.9% | State 27.3% | State 28.8% | State 16.9% |
| District 5.2% | District 11.9% | District 24.0% | District 33.6% | District 25.2% |
| School 5.2% | School 24.5% | School 23.6% | School 23.9% | School 22.8% |
| Minimal | Basic | Passing | Proficient | Advanced |

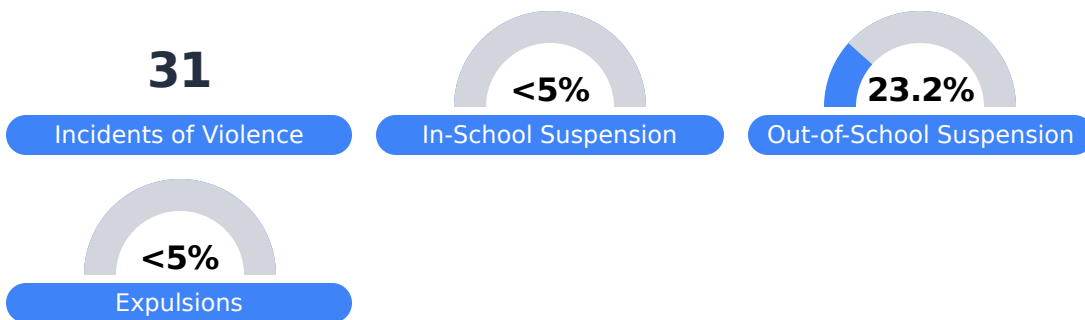
Science

| Level 1 | Level 2 | Level 3 | Level 4 | Level 5 |
|---------------|---------------|----------------|----------------|----------------|
| State 11.2% | State 11.0% | State 19.5% | State 34.8% | State 23.5% |
| District 5.2% | District 6.2% | District 15.1% | District 37.2% | District 36.3% |
| School 8.5% | School 11.9% | School 18.8% | School 28.3% | School 32.5% |
| Minimal | Basic | Passing | Proficient | Advanced |

Student Assessment Participation



Discipline



Other Data

