

B Harrison Central Elementary

Harrison County School District



15451 Dedeaux Road
Gulfport, MS 39503



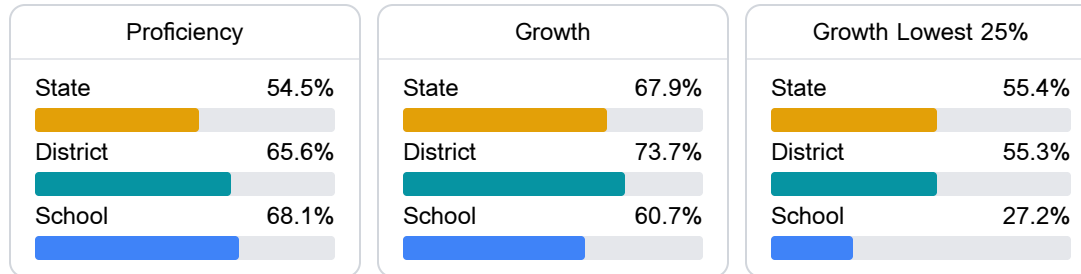
IDA WEST PATTERSON
iwest@harrison.k12.ms.us

School Accountability Grade Components

Mississippi's accountability system assigns "A" through "F" letter grades for schools and districts. Grades are based on student achievement, student growth, student participation in testing, and other academic measures.

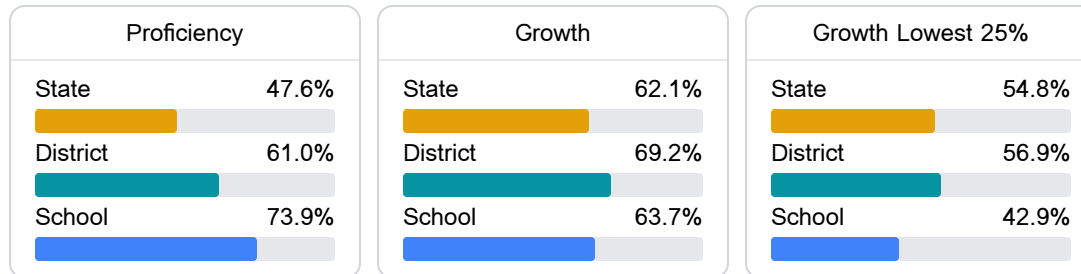
Math

Measurements of student performance on the statewide math assessment.



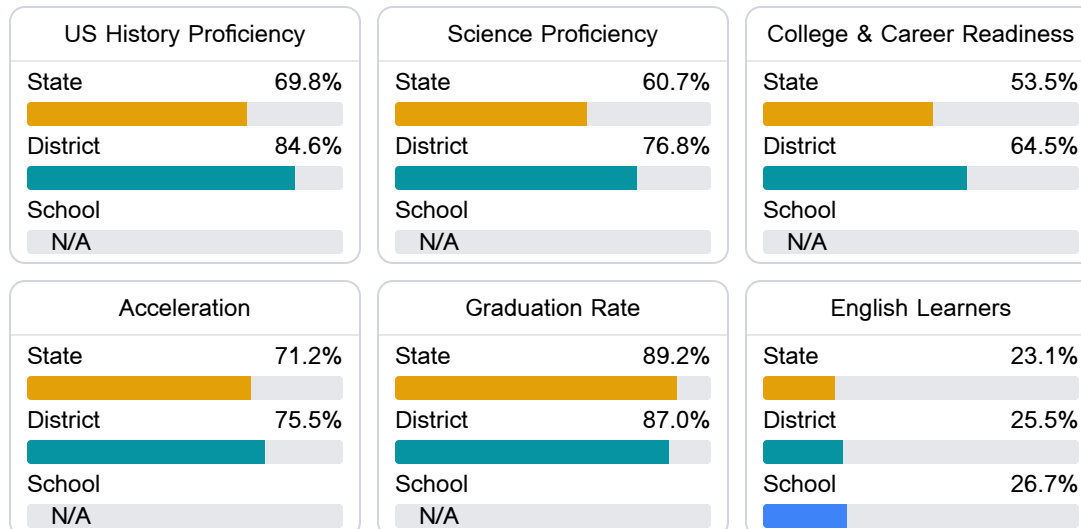
English

Measurements of student performance on the statewide English language arts (ELA) assessment.



Other Measures

Other measurements of student performance that factor into the accountability grade.



Detailed Assessment and Other Data

Student Performance

The following information shows each level of student performance on statewide assessments.

Math

| Level 1 | | Level 2 | | Level 3 | | Level 4 | | Level 5 | |
|----------|-------|----------|--------|----------|--------|------------|--------|----------|--------|
| State | 0-10% | State | 11-20% | State | 21-30% | State | 31-40% | State | 11-20% |
| District | 0-10% | District | 11-20% | District | 21-30% | District | 31-40% | District | 21-30% |
| School | 0-10% | School | 0-10% | School | 11-20% | School | 21-30% | School | 31-40% |
| Minimal | | Basic | | Passing | | Proficient | | Advanced | |

English

| Level 1 | | Level 2 | | Level 3 | | Level 4 | | Level 5 | |
|----------|-------|----------|--------|----------|--------|------------|--------|----------|--------|
| State | 8.8% | State | 16.5% | State | 29.4% | State | 29.5% | State | 15.9% |
| District | 0-10% | District | 11-20% | District | 21-30% | District | 31-40% | District | 21-30% |
| School | 0-10% | School | 0-10% | School | 11-20% | School | 31-40% | School | 31-40% |
| Minimal | | Basic | | Passing | | Proficient | | Advanced | |

Science

| Level 1 | | Level 2 | | Level 3 | | Level 4 | | Level 5 | |
|----------|-------|----------|-------|----------|-------|------------|-------|----------|-------|
| State | 12.3% | State | 11.8% | State | 20.1% | State | 33.9% | State | 21.9% |
| District | 5.2% | District | 6.8% | District | 14.9% | District | 36.1% | District | 37.1% |
| School | N/A | School | N/A | School | N/A | School | N/A | School | N/A |
| Minimal | | Basic | | Passing | | Proficient | | Advanced | |

Student Assessment Participation



Other Data



17.6%

Chronic Absenteeism