

B Harrison Central Elementary Harrison County School District

 15451 DEDEAUX ROAD
Gulfport, MS 39503

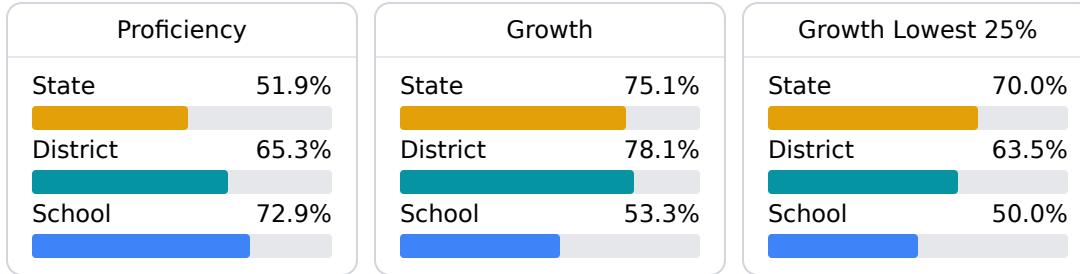
 Ida West
iwest@harrison.k12.ms.us

School Accountability Grade Components

Mississippi's accountability system assigns "A" through "F" letter grades for schools and districts. Grades are based on student achievement, student growth, student participation in testing, and other academic measures.

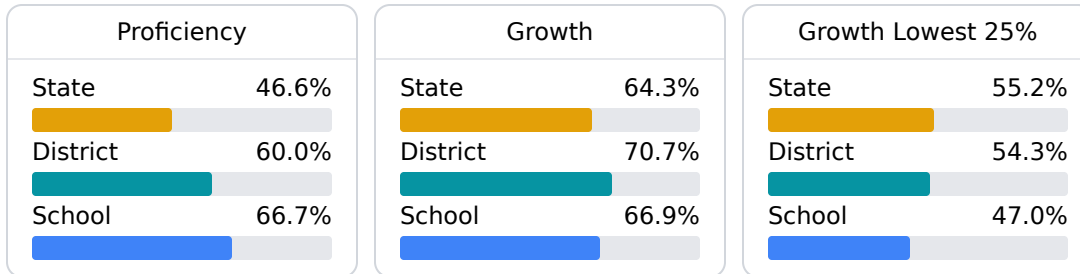
Math

Measurements of student performance on the statewide math assessment.



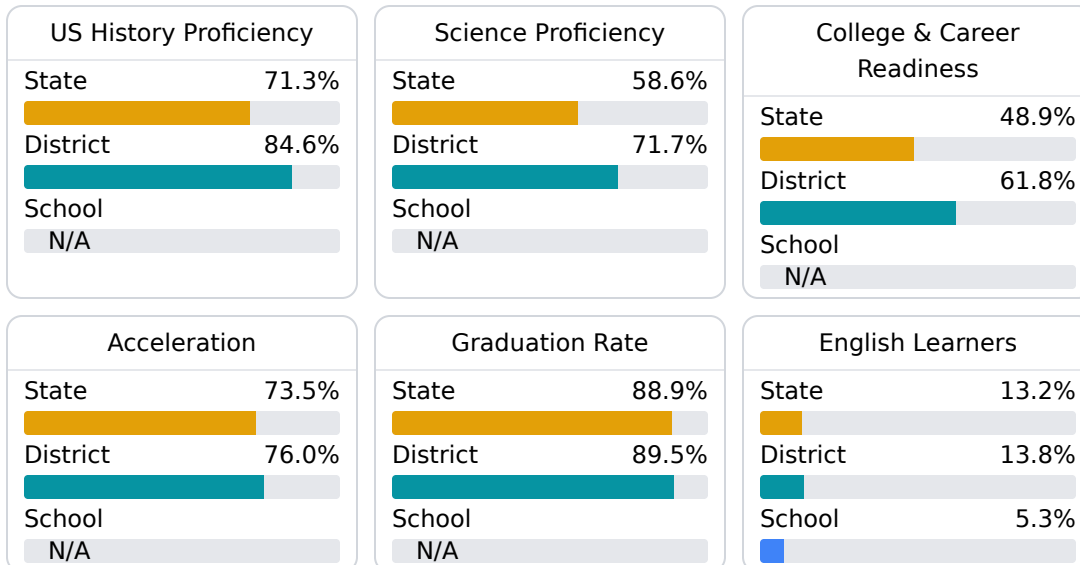
English

Measurements of student performance on the statewide English language arts (ELA) assessment.



Other Measures

Other measurements of student performance that factor into the accountability grade.



Teacher Data

27.1

Teachers



83.6%

Experienced Teachers

0.0%

Provisional Teachers

100.0%

In-Field Teachers

Detailed Assessment and Other Data

Student Performance

The following information shows each level of student performance on statewide assessments.

Math

| Level 1 | Level 2 | Level 3 | Level 4 | Level 5 |
|----------------|-----------------|-----------------|-----------------|-----------------|
| State 0-10% | State 11-20% | State 21-30% | State 31-40% | State 11-20% |
| District 0-10% | District 11-20% | District 21-30% | District 31-40% | District 21-30% |
| School 0-10% | School 11-20% | School 11-20% | School 21-30% | School 41-50% |
| Minimal | Basic | Passing | Proficient | Advanced |

English

| Level 1 | Level 2 | Level 3 | Level 4 | Level 5 |
|----------------|-----------------|-----------------|-----------------|-----------------|
| State 8.3% | State 17.0% | State 29.7% | State 29.3% | State 15.7% |
| District 0-10% | District 11-20% | District 21-30% | District 31-40% | District 21-30% |
| School 10.1% | School 10.1% | School 15.6% | School 26.6% | School 37.6% |
| Minimal | Basic | Passing | Proficient | Advanced |

Science

| Level 1 | Level 2 | Level 3 | Level 4 | Level 5 |
|---------------|---------------|----------------|----------------|----------------|
| State 11.4% | State 11.9% | State 20.8% | State 33.6% | State 22.3% |
| District 5.9% | District 7.8% | District 17.7% | District 35.7% | District 32.9% |
| School N/A | School N/A | School N/A | School N/A | School N/A |
| Minimal | Basic | Passing | Proficient | Advanced |

Student Assessment Participation



Discipline

Other Data



14.4%

Chronic Absenteeism



\$11,861.93

Per-Pupil Expenditure