



## Crossroads Elementary School

Harrison County School District



10453 Klein Road  
Gulfport, MS 39503



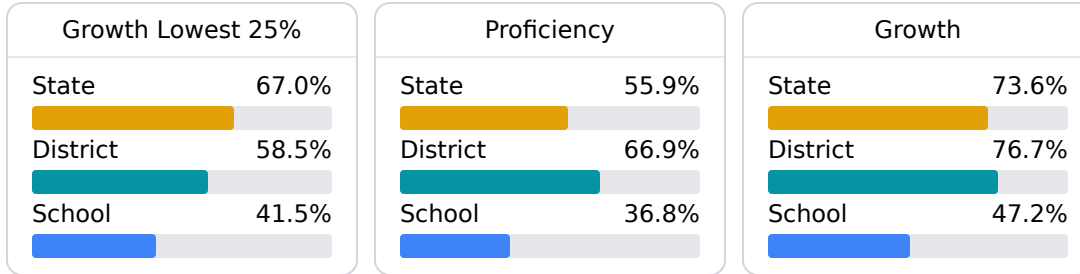
Christopher Glenn  
CGlenn@harrison.k12.ms.us

### School Accountability Grade Components

Mississippi's accountability system assigns "A" through "F" letter grades for schools and districts. Grades are based on student achievement, student growth, student participation in testing, and other academic measures.

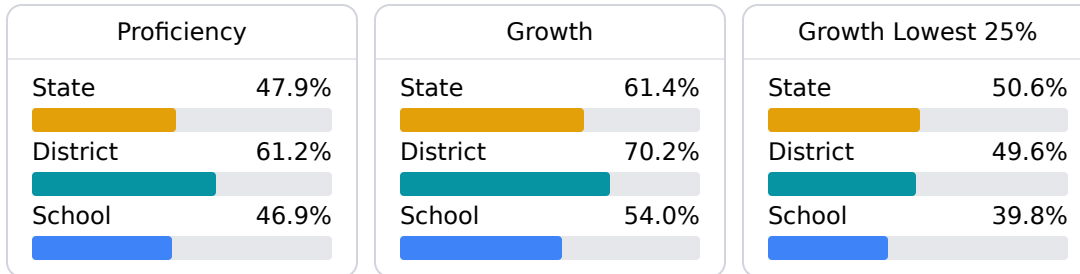
#### Math

Measurements of student performance on the statewide math assessment.



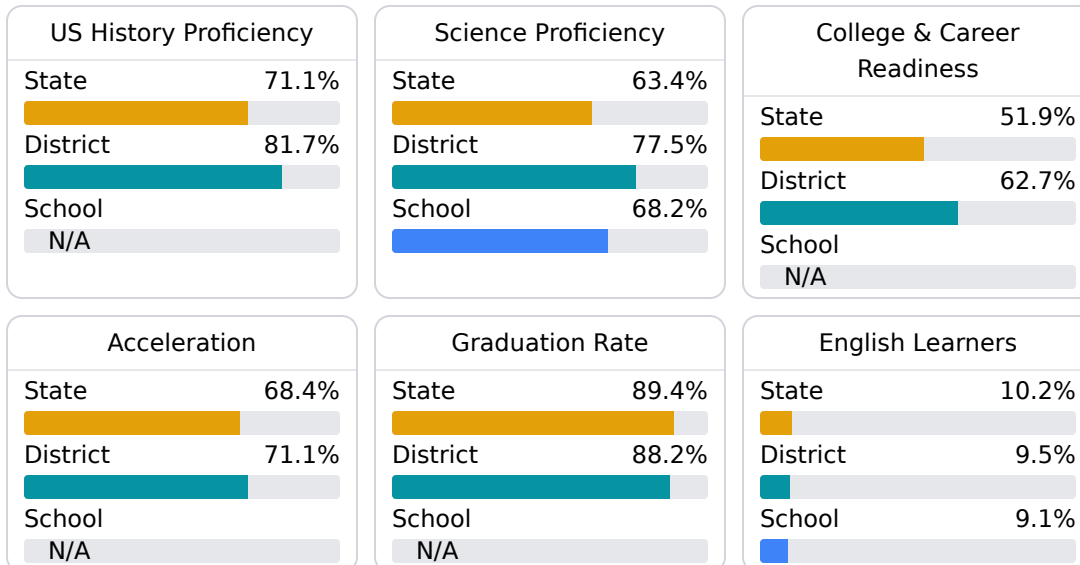
#### English

Measurements of student performance on the statewide English language arts (ELA) assessment.



#### Other Measures

Other measurements of student performance that factor into the accountability grade.



### Teacher Data

31.0

Teachers



70.1%

Experienced Teachers

0.0%

Provisional Teachers

96.8%

In-Field Teachers

## Detailed Assessment and Other Data

### Student Performance

The following information shows each level of student performance on statewide assessments.

#### Math

Level 1		Level 2		Level 3		Level 4		Level 5	
State	0-10%	State	11-20%	State	21-30%	State	31-40%	State	11-20%
District	0-10%	District	11-20%	District	21-30%	District	31-40%	District	21-30%
School	7.8%	School	18.8%	School	39.7%	School	21.6%	School	12.1%
Minimal		Basic		Passing		Proficient		Advanced	

#### English

Level 1		Level 2		Level 3		Level 4		Level 5	
State	9.1%	State	17.9%	State	27.3%	State	28.8%	State	16.9%
District	5.2%	District	11.9%	District	24.0%	District	33.6%	District	25.2%
School	7.8%	School	19.5%	School	27.3%	School	34.4%	School	11.0%
Minimal		Basic		Passing		Proficient		Advanced	

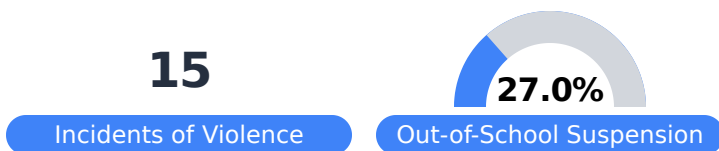
#### Science

Level 1		Level 2		Level 3		Level 4		Level 5	
State	11.2%	State	11.0%	State	19.5%	State	34.8%	State	23.5%
District	5.2%	District	6.2%	District	15.1%	District	37.2%	District	36.3%
School	9.3%	School	9.3%	School	16.0%	School	37.3%	School	28.0%
Minimal		Basic		Passing		Proficient		Advanced	

## Student Assessment Participation



## Discipline



## Other Data



**29.7%**

Chronic Absenteeism