



## Bay High School

Bay St Louis Waveland School District



750 BLUE MEADOW ROAD  
Bay St Louis, MS 39520

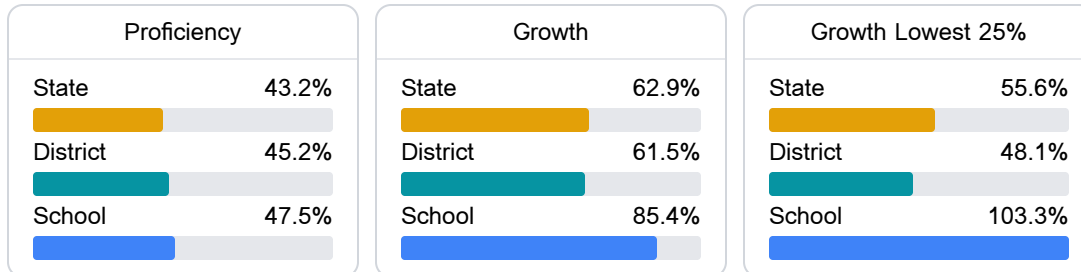


### School Accountability Grade Components

Mississippi's accountability system assigns "A" through "F" letter grades for schools and districts. Grades are based on student achievement, student growth, student participation in testing, and other academic measures.

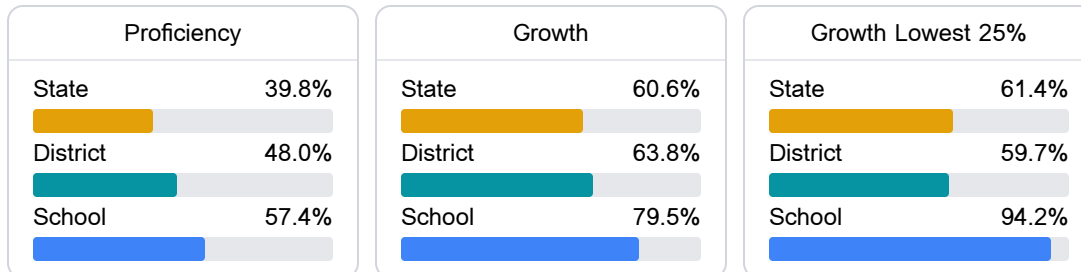
#### Math

Measurements of student performance on the statewide math assessment.



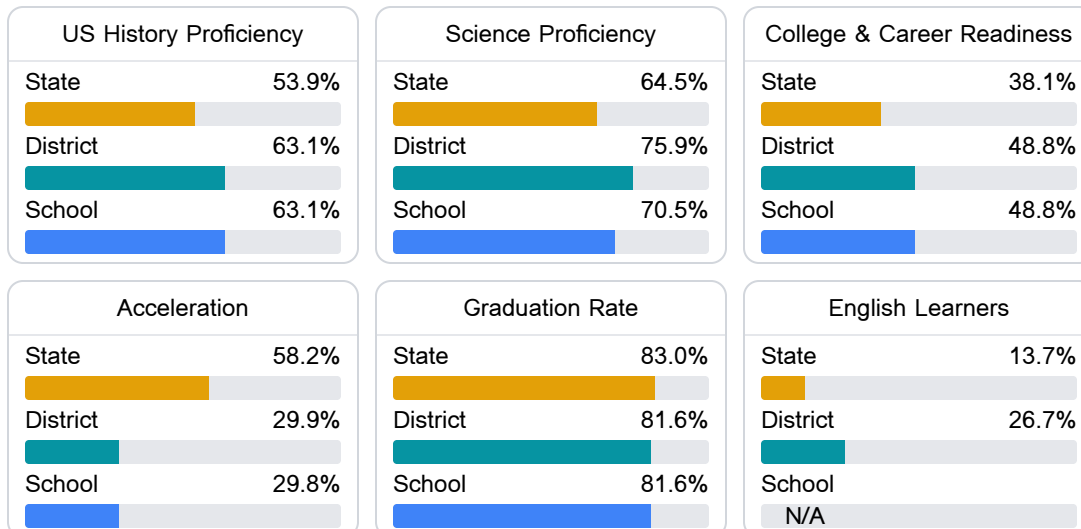
#### English

Measurements of student performance on the statewide English language arts (ELA) assessment.



#### Other Measures

Other measurements of student performance that factor into the accountability grade.



### Teacher Data

45.4

Teachers



79.1%

Experienced Teachers

1.3%

Provisional Teachers

98.1%

In-Field Teachers

## Detailed Assessment and Other Data

## Student Performance

The following information shows each level of student performance on statewide assessments.

## Math

Level 1		Level 2		Level 3		Level 4		Level 5	
State	6.8%	State	20.9%	State	30.5%	State	29.9%	State	11.9%
District	5.6%	District	18.6%	District	30.5%	District	34.7%	District	10.6%
School	0-10%	School	11-20%	School	31-40%	School	41-50%	School	0-10%
Minimal		Basic		Passing		Proficient		Advanced	

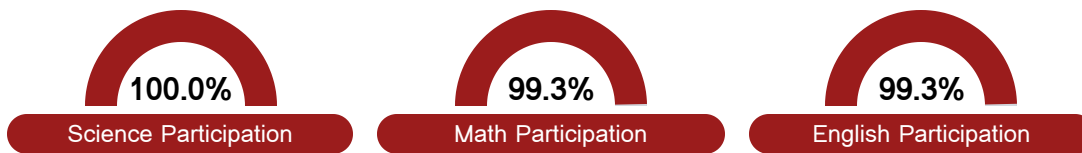
## English

Level 1		Level 2		Level 3		Level 4		Level 5	
State	7.4%	State	20.4%	State	33.7%	State	29.0%	State	9.4%
District	0-10%	District	11-20%	District	31-40%	District	31-40%	District	0-10%
School	0-10%	School	0-10%	School	31-40%	School	31-40%	School	11-20%
Minimal		Basic		Passing		Proficient		Advanced	

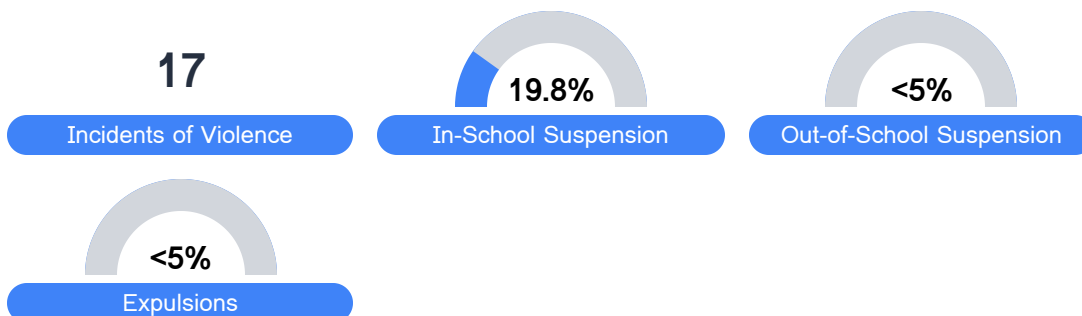
## Science

Level 1		Level 2		Level 3		Level 4	
State	13.6%	State	24.0%	State	20.7%	State	20.7%
District	5.7%	District	19.9%	District	33.2%	District	33.2%
School	6.6%	School	25.6%	School	18.2%	School	18.2%
Minimal		Basic		Proficient		Advanced	

## Student Assessment Participation



## Discipline



\* Source: 2017-2018 Civil Rights Data Collection

## Other Data



17.1 %

Chronic Absenteeism



\$13,669.86

Per-Pupil Expenditure



57.4 %

Post-Secondary Enrollment



36.1%

Advanced Course Participation