



## West Hancock Elementary School

Hancock County School District



23350 Highway 43  
Picayune, MS 39466



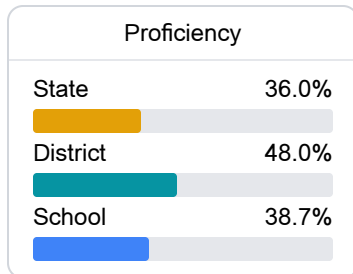
AMIE SINS  
asins@hancockschools.net

### School Accountability Grade Components

Mississippi's accountability system assigns "A" through "F" letter grades for schools and districts. Grades are based on student achievement, student growth, student participation in testing, and other academic measures. COVID - 19 pandemic disruptions continue to be reflected in 2021 - 2022 accountability data, particularly growth data.

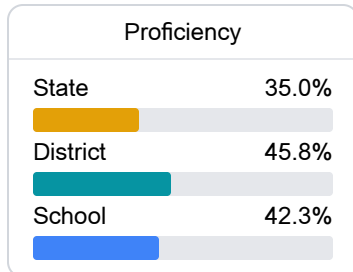
#### Math

Measurements of student performance on the statewide math assessment.



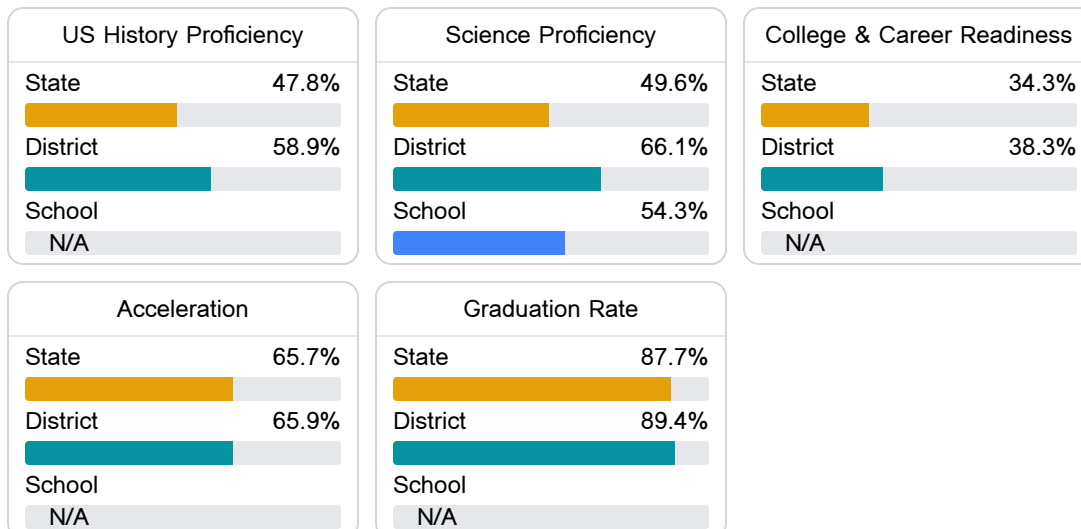
#### English

Measurements of student performance on the statewide English language arts (ELA) assessment.



#### Other Measures

Other measurements of student performance that factor into the accountability grade.



### Teacher Data

23.8

Teachers



91.6%

Experienced Teachers

4.2%

Provisional Teachers

100.0%

In-Field Teachers

## Detailed Assessment and Other Data

## Student Performance

The following information shows each level of student performance on statewide assessments.

## Math

Level 1		Level 2		Level 3		Level 4		Level 5	
State	11.6%	State	24.2%	State	29.5%	State	24.8%	State	9.9%
District	0-10%	District	11-20%	District	31-40%	District	31-40%	District	11-20%
School	14.0%	School	24.0%	School	23.3%	School	25.3%	School	13.3%
Minimal		Basic		Passing		Proficient		Advanced	

## English

Level 1		Level 2		Level 3		Level 4		Level 5	
State	10.8%	State	23.1%	State	31.8%	State	24.6%	State	9.7%
District	6.3%	District	17.0%	District	33.0%	District	30.4%	District	13.4%
School	10.7%	School	17.3%	School	30.7%	School	34.7%	School	6.7%
Minimal		Basic		Passing		Proficient		Advanced	

## Science

Level 1		Level 2		Level 3		Level 4		Level 5	
State	13.8%	State	14.5%	State	23.4%	State	32.7%	State	15.7%
District	7.3%	District	9.7%	District	19.7%	District	39.6%	District	23.8%
School	0-10%	School	0-10%	School	31-40%	School	21-30%	School	21-30%
Minimal		Basic		Passing		Proficient		Advanced	

## Student Assessment Participation



## Discipline



\* Source: 2017-2018 Civil Rights Data Collection

## Other Data



18.4 %

Chronic Absenteeism



\$10,756.34

Per-Pupil Expenditure