

Hancock Middle School

Hancock County School District

7070 Stennis Airport Drive
Kiln, MS 39556

Vanesa Martinez
vmartinez@hancockschools.net

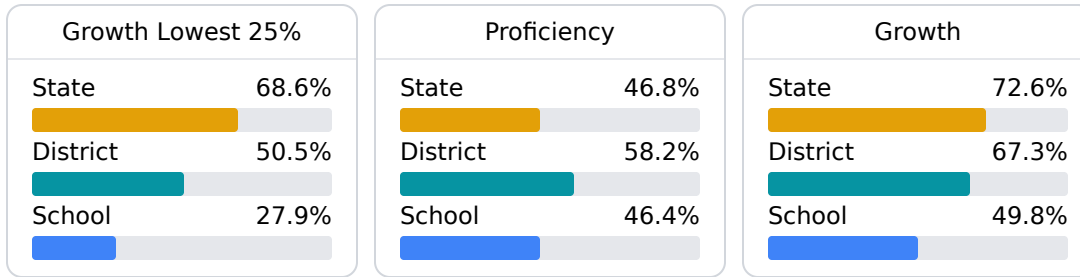
Identified for **Additional Targeted Support and Improvement**

School Accountability Grade Components

Mississippi's accountability system assigns "A" through "F" letter grades for schools and districts. Grades are based on student achievement, student growth, student participation in testing, and other academic measures. COVID - 19 pandemic disruptions continue to be reflected in 2021 - 2022 accountability data, particularly growth data.

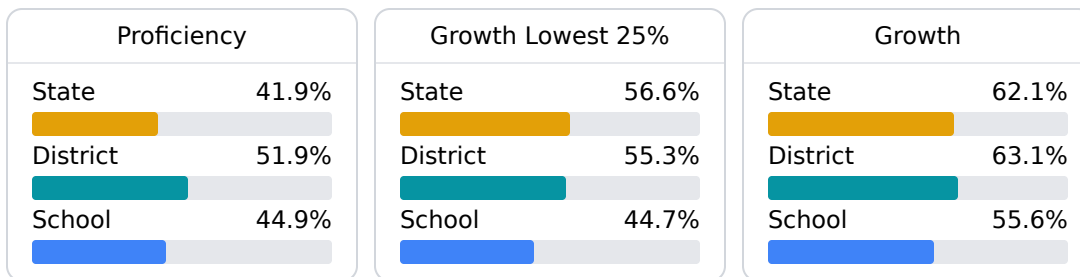
Math

Measurements of student performance on the statewide math assessment.



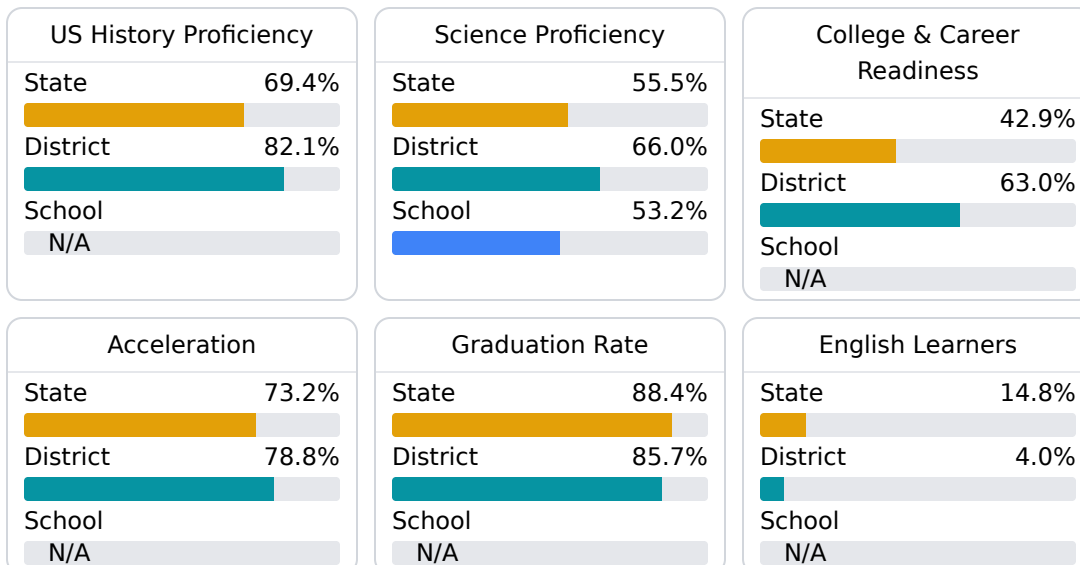
English

Measurements of student performance on the statewide English language arts (ELA) assessment.



Other Measures

Other measurements of student performance that factor into the accountability grade.



Teacher Data

70.1

Teachers



69.3%

Experienced Teachers

7.1%

Provisional Teachers

94.9%

In-Field Teachers

Detailed Assessment and Other Data

Student Performance

The following information shows each level of student performance on statewide assessments.

Math

Level 1		Level 2		Level 3		Level 4		Level 5	
State	7.0%	State	19.3%	State	27.3%	State	31.5%	State	15.0%
District	5.2%	District	15.0%	District	23.8%	District	38.1%	District	17.9%
School	8.1%	School	21.1%	School	26.1%	School	35.2%	School	9.4%
Minimal		Basic		Passing		Proficient		Advanced	

English

Level 1		Level 2		Level 3		Level 4		Level 5	
State	8.6%	State	18.9%	State	31.3%	State	29.1%	State	12.1%
District	6.1%	District	14.6%	District	29.3%	District	35.6%	District	14.4%
School	8.6%	School	16.5%	School	31.5%	School	28.5%	School	15.0%
Minimal		Basic		Passing		Proficient		Advanced	


Science

Level 1		Level 2		Level 3		Level 4		Level 5	
State	11.0%	State	12.4%	State	22.5%	State	34.7%	State	19.4%
District	6.7%	District	9.7%	District	20.1%	District	39.0%	District	24.5%
School	9.4%	School	13.2%	School	26.6%	School	36.6%	School	14.3%
Minimal		Basic		Passing		Proficient		Advanced	

Student Assessment Participation



Discipline



Other Data



30.2%

Chronic Absenteeism



\$8,880.77

Per-Pupil Expenditure