



Grenada Middle School

Grenada School District



28 JONES ROAD
Grenada, MS 38901



JAMES HARRISON

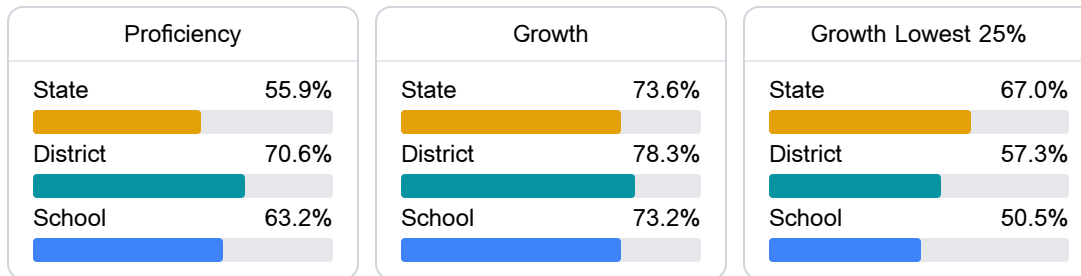
Identified for **Comprehensive Support and Improvement**

School Accountability Grade Components

Mississippi's accountability system assigns "A" through "F" letter grades for schools and districts. Grades are based on student achievement, student growth, student participation in testing, and other academic measures.

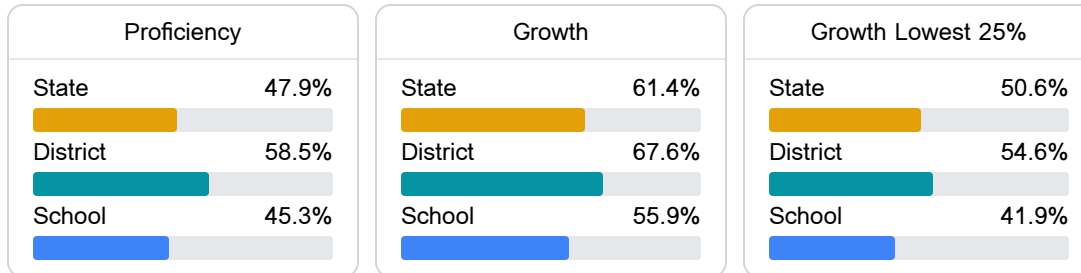
Math

Measurements of student performance on the statewide math assessment.



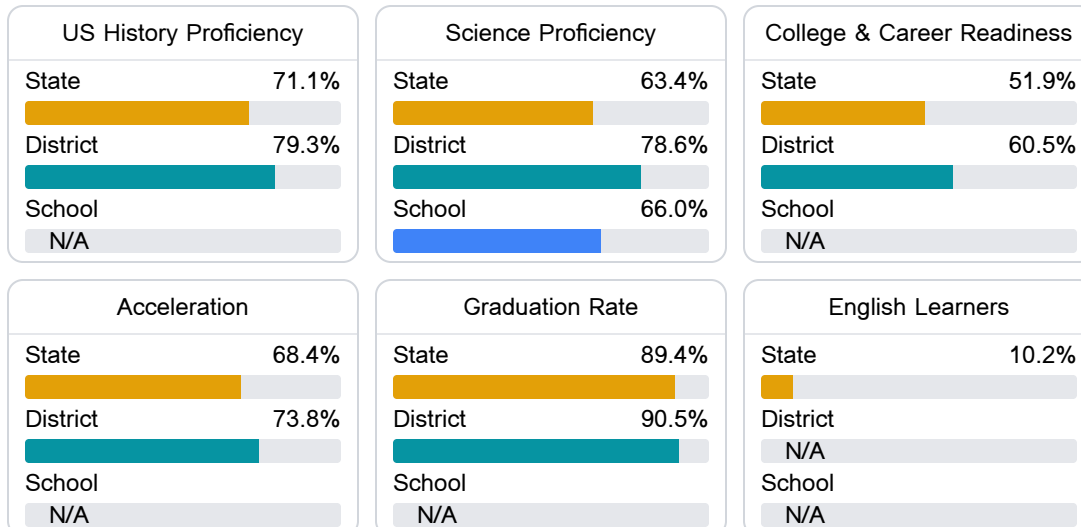
English

Measurements of student performance on the statewide English language arts (ELA) assessment.



Other Measures

Other measurements of student performance that factor into the accountability grade.



Teacher Data

56.6

Teachers



83.0%

Experienced Teachers

2.1%

Provisional Teachers

94.2%

In-Field Teachers

Detailed Assessment and Other Data

Student Performance

The following information shows each level of student performance on statewide assessments.

Math

| Level 1 | | Level 2 | | Level 3 | | Level 4 | | Level 5 | |
|----------|-------|----------|--------|----------|--------|------------|--------|----------|--------|
| State | 0-10% | State | 11-20% | State | 21-30% | State | 31-40% | State | 11-20% |
| District | 0-10% | District | 0-10% | District | 21-30% | District | 31-40% | District | 31-40% |
| School | 0-10% | School | 11-20% | School | 21-30% | School | 31-40% | School | 21-30% |
| Minimal | | Basic | | Passing | | Proficient | | Advanced | |

English

| Level 1 | | Level 2 | | Level 3 | | Level 4 | | Level 5 | |
|----------|------|----------|-------|----------|-------|------------|-------|----------|-------|
| State | 9.1% | State | 17.9% | State | 27.3% | State | 28.8% | State | 16.9% |
| District | 5.1% | District | 13.0% | District | 24.9% | District | 35.0% | District | 22.1% |
| School | 7.9% | School | 16.6% | School | 31.0% | School | 27.9% | School | 16.5% |
| Minimal | | Basic | | Passing | | Proficient | | Advanced | |


Science

| Level 1 | | Level 2 | | Level 3 | | Level 4 | | Level 5 | |
|----------|-------|----------|-------|----------|--------|------------|--------|----------|--------|
| State | 11.2% | State | 11.0% | State | 19.5% | State | 34.8% | State | 23.5% |
| District | 0-10% | District | 0-10% | District | 11-20% | District | 31-40% | District | 31-40% |
| School | 6.7% | School | 11.7% | School | 16.3% | School | 38.5% | School | 26.8% |
| Minimal | | Basic | | Passing | | Proficient | | Advanced | |

Student Assessment Participation



Discipline



Other Data

