



## Grenada Middle School

Grenada School District



28 JONES ROAD  
Grenada, MS 38901



JAMES HARRISON

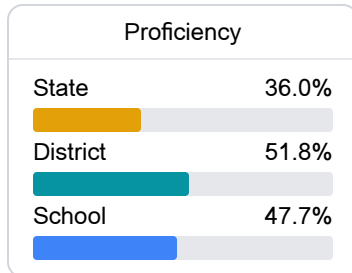
Identified for **Additional Targeted Support and Improvement**

### School Accountability Grade Components

Mississippi's accountability system assigns "A" through "F" letter grades for schools and districts. Grades are based on student achievement, student growth, student participation in testing, and other academic measures. COVID - 19 pandemic disruptions continue to be reflected in 2021 - 2022 accountability data, particularly growth data.

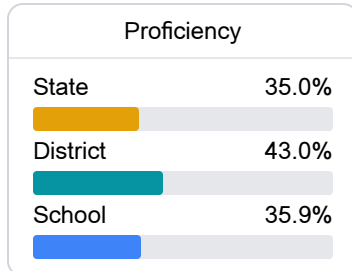
#### Math

Measurements of student performance on the statewide math assessment.



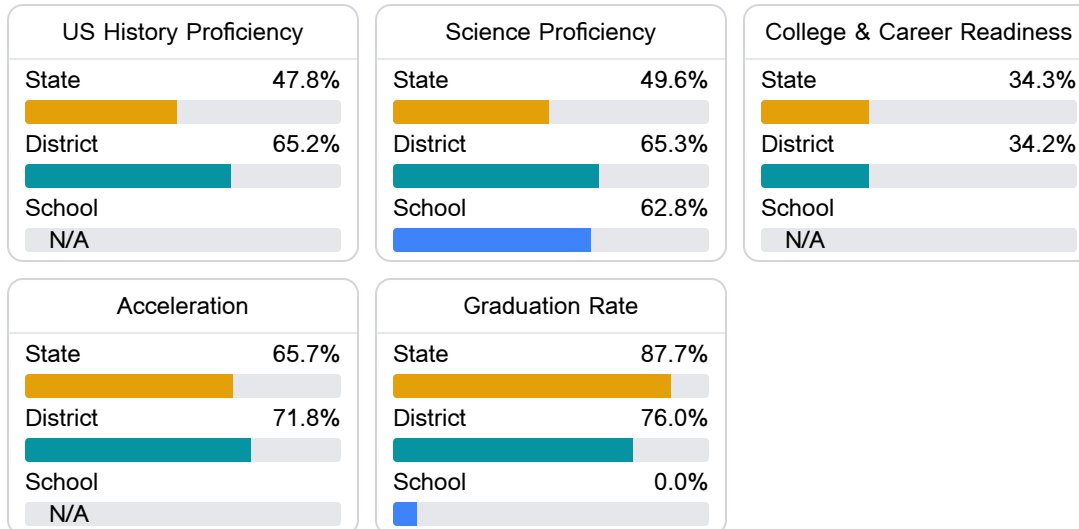
#### English

Measurements of student performance on the statewide English language arts (ELA) assessment.



#### Other Measures

Other measurements of student performance that factor into the accountability grade.



### Teacher Data

61.9

Teachers



82.8%

Experienced Teachers

3.7%

Provisional Teachers

94.0%

In-Field Teachers

## Detailed Assessment and Other Data

## Student Performance

The following information shows each level of student performance on statewide assessments.

## Math

Level 1		Level 2		Level 3		Level 4		Level 5	
State	11.6%	State	24.2%	State	29.5%	State	24.8%	State	9.9%
District	5.3%	District	14.6%	District	27.3%	District	33.9%	District	18.8%
School	8.9%	School	17.1%	School	26.8%	School	31.3%	School	15.9%
Minimal		Basic		Passing		Proficient		Advanced	

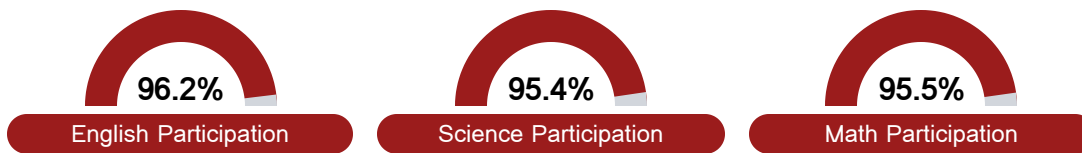
## English

Level 1		Level 2		Level 3		Level 4		Level 5	
State	10.8%	State	23.1%	State	31.8%	State	24.6%	State	9.7%
District	6.0%	District	20.3%	District	31.3%	District	28.7%	District	13.7%
School	8.6%	School	23.8%	School	32.1%	School	24.0%	School	11.5%
Minimal		Basic		Passing		Proficient		Advanced	

## Science

Level 1		Level 2		Level 3		Level 4		Level 5	
State	13.8%	State	14.5%	State	23.4%	State	32.7%	State	15.7%
District	5.5%	District	8.9%	District	18.0%	District	39.2%	District	28.5%
School	6.8%	School	10.7%	School	20.0%	School	33.2%	School	29.3%
Minimal		Basic		Passing		Proficient		Advanced	

## Student Assessment Participation



## Discipline



\* Source: 2017-2018 Civil Rights Data Collection

## Other Data



16.7 %

Chronic Absenteeism



\$8,665.51

Per-Pupil Expenditure



<5%

Advanced Course Participation