

## B Grenada High

Grenada School District



1875 FAIRGROUND ROAD  
Grenada, MS 38901



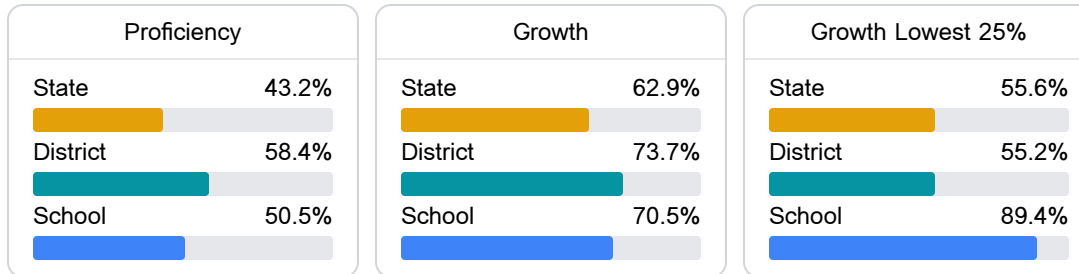
EMILY TINDALL

### School Accountability Grade Components

Mississippi's accountability system assigns "A" through "F" letter grades for schools and districts. Grades are based on student achievement, student growth, student participation in testing, and other academic measures.

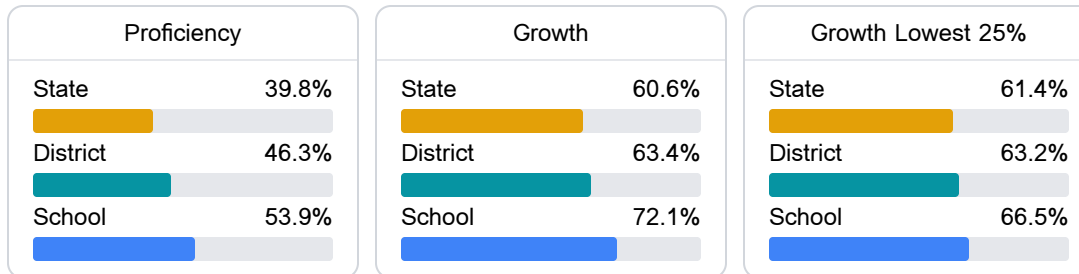
#### Math

Measurements of student performance on the statewide math assessment.



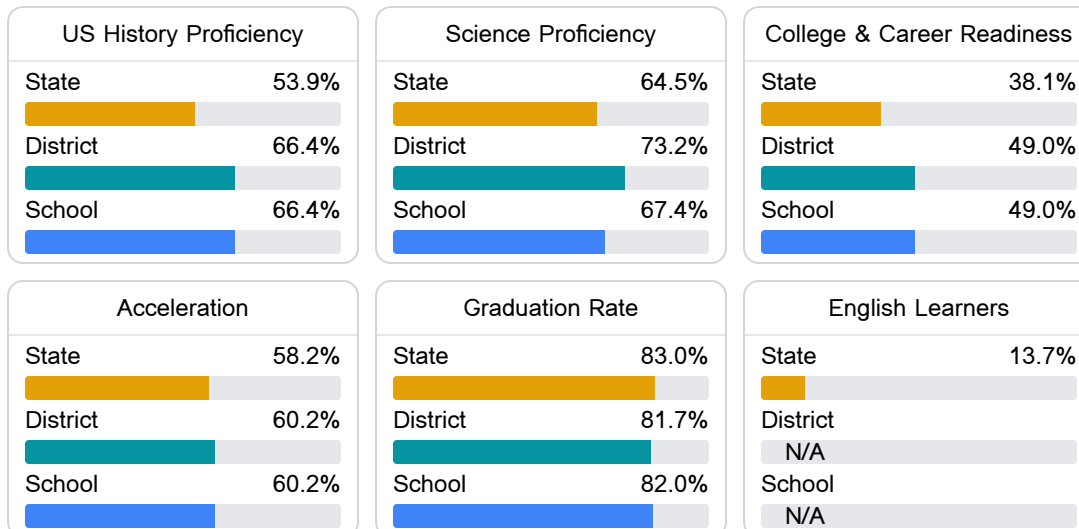
#### English

Measurements of student performance on the statewide English language arts (ELA) assessment.



#### Other Measures

Other measurements of student performance that factor into the accountability grade.



### Teacher Data

59.3

Teachers



87.0%

Experienced Teachers

3.2%

Provisional Teachers

95.7%

In-Field Teachers

## Detailed Assessment and Other Data

### Student Performance

The following information shows each level of student performance on statewide assessments.

#### Math

Level 1		Level 2		Level 3		Level 4		Level 5	
State	6.8%	State	20.9%	State	30.5%	State	29.9%	State	11.9%
District	0-10%	District	11-20%	District	21-30%	District	31-40%	District	21-30%
School	0-10%	School	11-20%	School	31-40%	School	31-40%	School	0-10%
Minimal		Basic		Passing		Proficient		Advanced	

#### English

Level 1		Level 2		Level 3		Level 4		Level 5	
State	7.4%	State	20.4%	State	33.7%	State	29.0%	State	9.4%
District	0-10%	District	11-20%	District	31-40%	District	31-40%	District	0-10%
School	0-10%	School	11-20%	School	21-30%	School	31-40%	School	11-20%
Minimal		Basic		Passing		Proficient		Advanced	

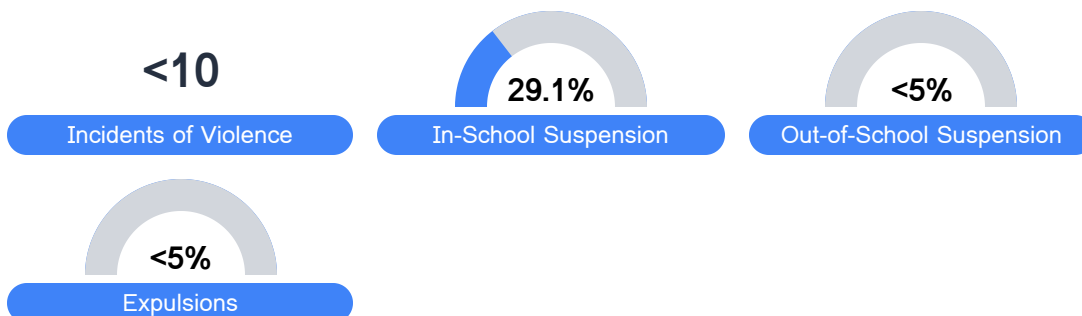
#### Science

Level 1		Level 2		Level 3		Level 4	
State	13.6%	State	24.0%	State	20.7%	State	20.7%
District	8.3%	District	18.3%	District	31.8%	District	31.8%
School	12.8%	School	19.3%	School	13.6%	School	13.6%
Minimal		Basic		Proficient		Advanced	

### Student Assessment Participation



### Discipline



<5%

Expulsions

\* Source: 2017-2018 Civil Rights Data Collection

### Other Data



18.5%

Chronic Absenteeism



\$10,198.85

Per-Pupil Expenditure



77.7%

Post-Secondary Enrollment



49.8%

Advanced Course Participation