



Leakesville Elementary School

Greene County School District



175 Annex Road
Leakesville, MS 39451



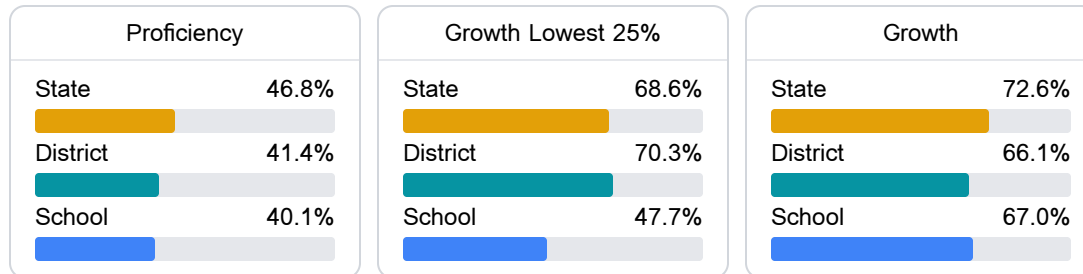
CharLee Cook
ccook@greene.k12.ms.us

School Accountability Grade Components

Mississippi's accountability system assigns "A" through "F" letter grades for schools and districts. Grades are based on student achievement, student growth, student participation in testing, and other academic measures. COVID - 19 pandemic disruptions continue to be reflected in 2021 - 2022 accountability data, particularly growth data.

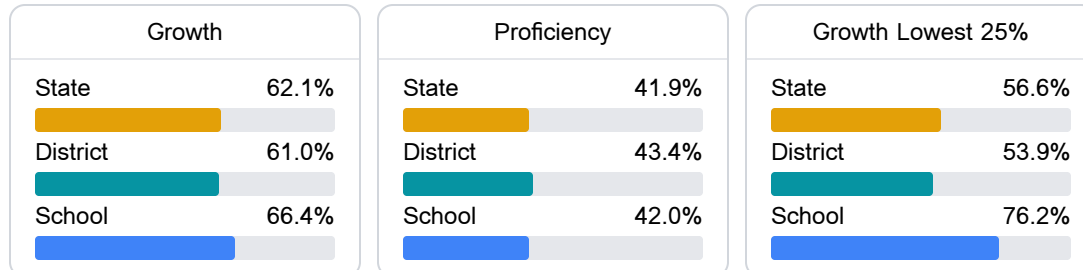
Math

Measurements of student performance on the statewide math assessment.



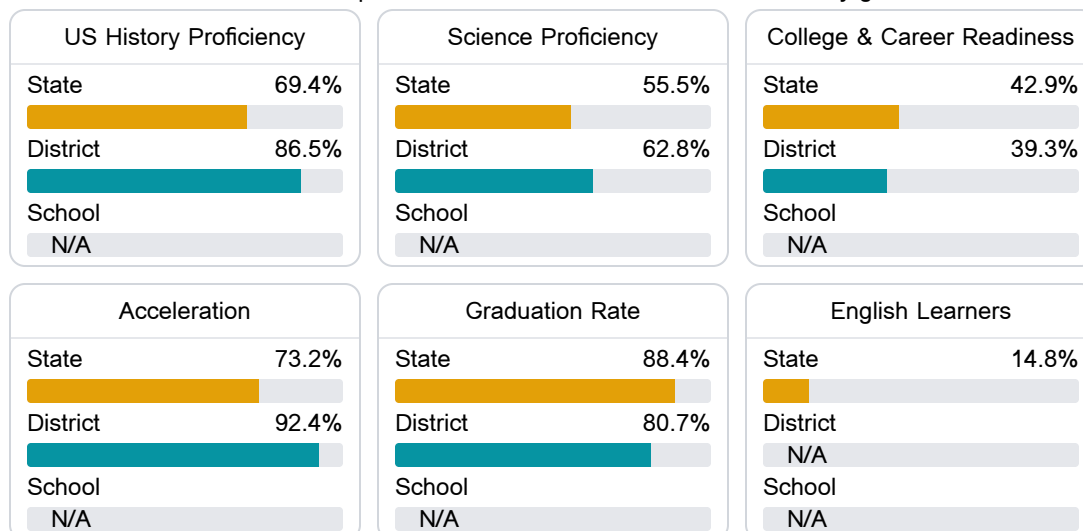
English

Measurements of student performance on the statewide English language arts (ELA) assessment.



Other Measures

Other measurements of student performance that factor into the accountability grade.



Teacher Data

27.0

Teachers



77.8%

Experienced Teachers

8.2%

Provisional Teachers

96.3%

In-Field Teachers

Detailed Assessment and Other Data

Student Performance

The following information shows each level of student performance on statewide assessments.

Math

Level 1		Level 2		Level 3		Level 4		Level 5	
State	7.0%	State	19.3%	State	27.3%	State	31.5%	State	15.0%
District	5.0%	District	17.4%	District	36.9%	District	31.1%	District	9.6%
School	8.1%	School	20.5%	School	31.7%	School	28.6%	School	11.2%
Minimal		Basic		Passing		Proficient		Advanced	

English

Level 1		Level 2		Level 3		Level 4		Level 5	
State	8.6%	State	18.9%	State	31.3%	State	29.1%	State	12.1%
District	6.3%	District	16.3%	District	35.0%	District	32.2%	District	10.1%
School	0-10%	School	21-30%	School	31-40%	School	31-40%	School	0-10%
Minimal		Basic		Passing		Proficient		Advanced	

Science

Level 1		Level 2		Level 3		Level 4		Level 5	
State	11.0%	State	12.4%	State	22.5%	State	34.7%	State	19.4%
District	0-10%	District	11-20%	District	21-30%	District	41-50%	District	11-20%
School	N/A	School	N/A	School	N/A	School	N/A	School	N/A
Minimal		Basic		Passing		Proficient		Advanced	

Student Assessment Participation

99.4%

Math Participation

99.4%

English Participation

Discipline

<10

Incidents of Violence

<5%

Out-of-School Suspension

Other Data



20.4 %

Chronic Absenteeism



\$9,164.47

Per-Pupil Expenditure