

B L T Taylor Intermediate School

George County School District



159 MAPLE ST
Lucedale, MS 39452



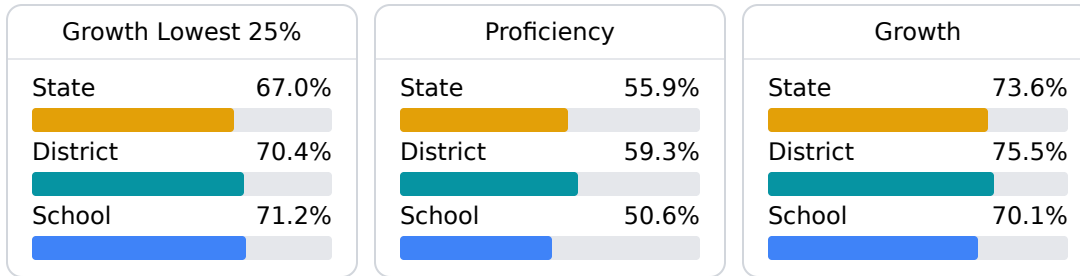
Mitzi Davis
mitzi.davis@gcsd.us

School Accountability Grade Components

Mississippi's accountability system assigns "A" through "F" letter grades for schools and districts. Grades are based on student achievement, student growth, student participation in testing, and other academic measures.

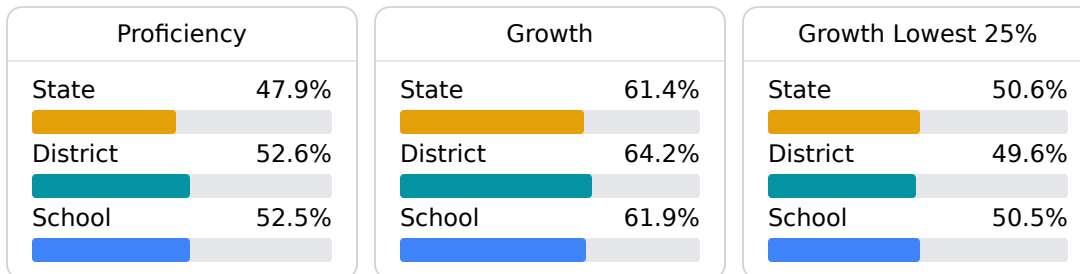
Math

Measurements of student performance on the statewide math assessment.



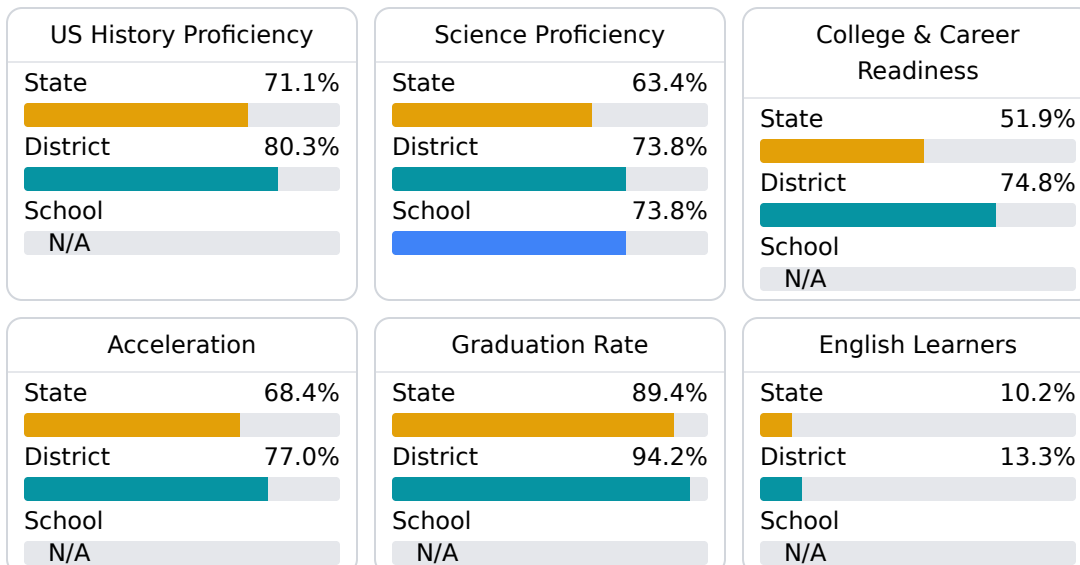
English

Measurements of student performance on the statewide English language arts (ELA) assessment.



Other Measures

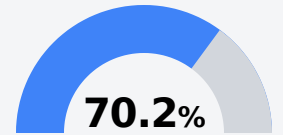
Other measurements of student performance that factor into the accountability grade.



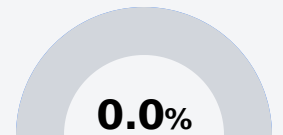
Teacher Data

20.1

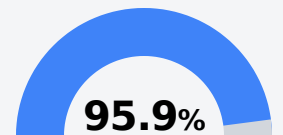
Teachers



Experienced Teachers



Provisional Teachers



In-Field Teachers

Detailed Assessment and Other Data

Student Performance

The following information shows each level of student performance on statewide assessments.

Math

Level 1	Level 2	Level 3	Level 4	Level 5
State 0-10%	State 11-20%	State 21-30%	State 31-40%	State 11-20%
District 0-10%	District 11-20%	District 21-30%	District 31-40%	District 11-20%
School 0-10%	School 11-20%	School 31-40%	School 31-40%	School 11-20%
Minimal	Basic	Passing	Proficient	Advanced

English

Level 1	Level 2	Level 3	Level 4	Level 5
State 9.1%	State 17.9%	State 27.3%	State 28.8%	State 16.9%
District 6.5%	District 15.6%	District 27.0%	District 31.9%	District 19.0%
School 6.3%	School 15.9%	School 28.2%	School 32.0%	School 17.6%
Minimal	Basic	Passing	Proficient	Advanced

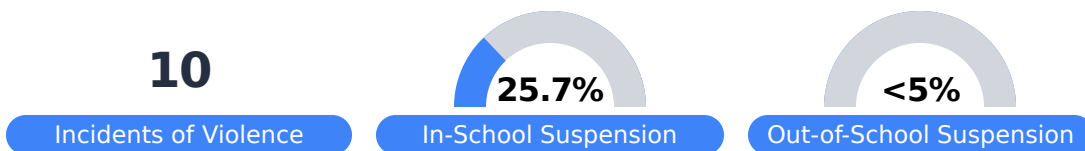
Science

Level 1	Level 2	Level 3	Level 4	Level 5
State 11.2%	State 11.0%	State 19.5%	State 34.8%	State 23.5%
District 5.6%	District 7.1%	District 15.9%	District 42.9%	District 28.6%
School N/A	School 6.1%	School 19.7%	School 48.5%	School 25.8%
Minimal	Basic	Passing	Proficient	Advanced

Student Assessment Participation



Discipline



Other Data



32.0%

Chronic Absenteeism