



## L C Hatcher Elementary School

George County School District



689 CHURCH ST  
Lucedale, MS 39452



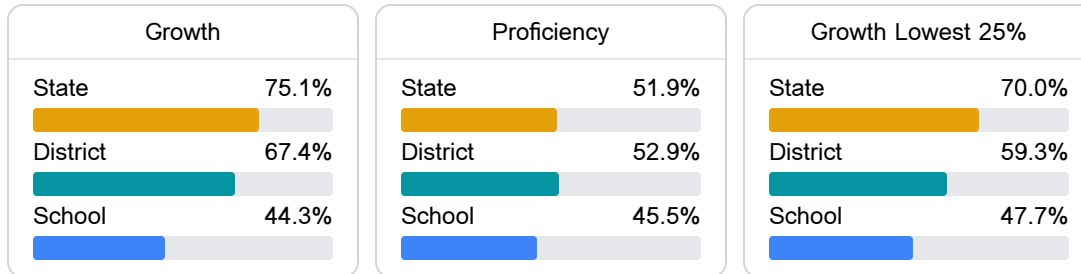
KRISTI KIRKWOOD  
KRISTI.KIRKWOOD@GCSD.US

### School Accountability Grade Components

Mississippi's accountability system assigns "A" through "F" letter grades for schools and districts. Grades are based on student achievement, student growth, student participation in testing, and other academic measures.

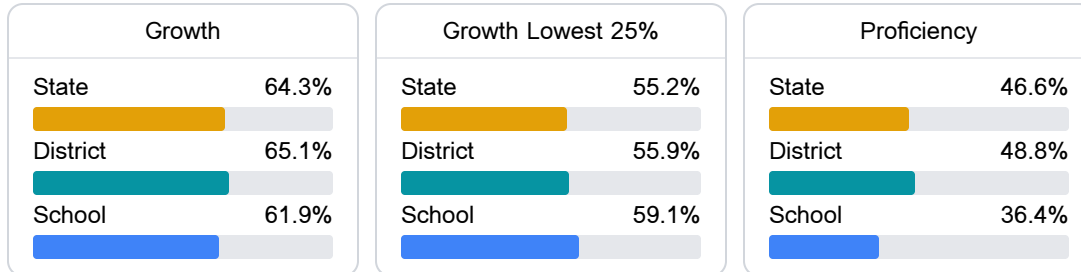
#### Math

Measurements of student performance on the statewide math assessment.



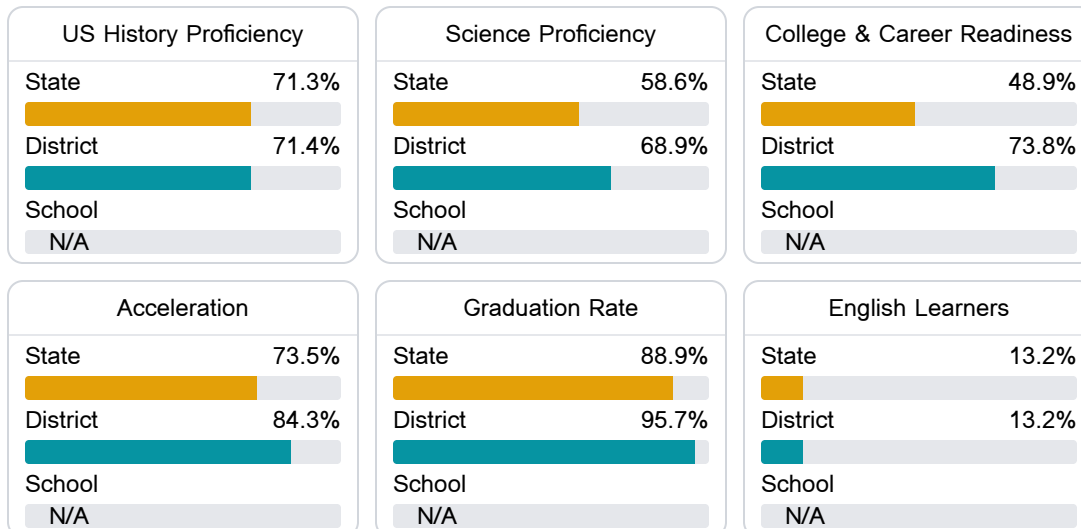
#### English

Measurements of student performance on the statewide English language arts (ELA) assessment.



#### Other Measures

Other measurements of student performance that factor into the accountability grade.



### Teacher Data

18.3

Teachers



75.1%

Experienced Teachers

0.0%

Provisional Teachers

99.3%











In-Field Teachers

## Detailed Assessment and Other Data











## Student Performance

The following information shows each level of student performance on statewide assessments.











## Math

| Level 1  |       | Level 2   |        | Level 3   |        | Level 4   |        | Level 5  |        |
|--|-------|---|--------|---|--------|---|--------|--|--------|
| State  | 0-10% | State   | 11-20% | State   | 21-30% | State   | 31-40% | State  | 11-20% |
|  |       |  |        |  |        |  |        |  |        |
| District   | 0-10% | District  | 11-20% | District  | 21-30% | District  | 31-40% | District   | 11-20% |
|  |       |  |        |  |        |  |        |  |        |
| School   | N/A   | School  | N/A    | School  | N/A    | School  | N/A    | School   | N/A    |
|  |       |   |        |   |        |   |        |  |        |
| Minimal  |       | Basic   |        | Passing   |        | Proficient  |        | Advanced   |        |

## English

| Level 1  |      | Level 2   |       | Level 3   |       | Level 4   |       | Level 5  |       |
|--|------|---|-------|---|-------|---|-------|--|-------|
| State  | 8.3% | State   | 17.0% | State   | 29.7% | State   | 29.3% | State  | 15.7% |
|  |      |  |       |  |       |  |       |  |       |
| District   | 6.4% | District  | 15.1% | District  | 31.0% | District  | 30.8% | District   | 16.7% |
|  |      |  |       |  |       |  |       |  |       |
| School   | N/A  | School  | N/A   | School  | N/A   | School  | N/A   | School   | N/A   |
|  |      |   |       |   |       |   |       |  |       |
| Minimal  |      | Basic   |       | Passing   |       | Proficient  |       | Advanced   |       |

## Science

| Level 1  |       | Level 2   |       | Level 3   |       | Level 4   |       | Level 5  |       |
|--|-------|---|-------|---|-------|---|-------|--|-------|
| State  | 11.4% | State   | 11.9% | State   | 20.8% | State   | 33.6% | State  | 22.3% |
|  |       |  |       |  |       |  |       |  |       |
| District   | 5.6%  | District  | 8.9%  | District  | 19.9% | District  | 35.7% | District   | 30.0% |
|  |       |  |       |  |       |  |       |  |       |
| School   | N/A   | School  | N/A   | School  | N/A   | School  | N/A   | School   | N/A   |
|  |       |   |       |   |       |   |       |  |       |
| Minimal  |       | Basic   |       | Passing   |       | Proficient  |       | Advanced   |       |

## Discipline

&lt;10

Incidents of Violence

&lt;5%

Out-of-School Suspension

## Other Data



21.3 %

Chronic Absenteeism



\$13,161.31

Per-Pupil Expenditure