



L C Hatcher Elementary School

George County School District



689 CHURCH ST
Lucedale, MS 39452



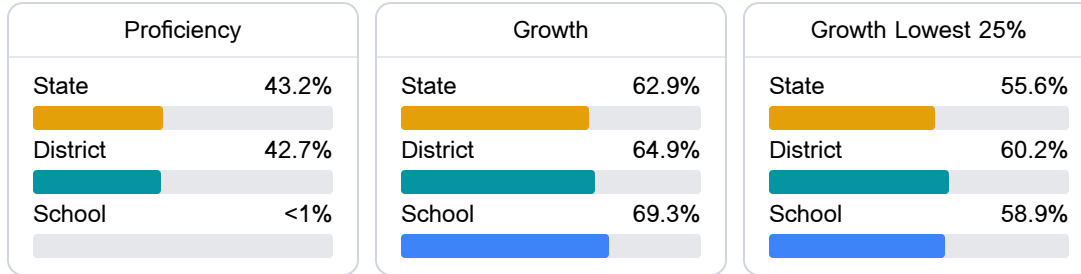
KRISTI KIRKWOOD
KRISTI.KIRKWOOD@GCSD.US

School Accountability Grade Components

Mississippi's accountability system assigns "A" through "F" letter grades for schools and districts. Grades are based on student achievement, student growth, student participation in testing, and other academic measures.

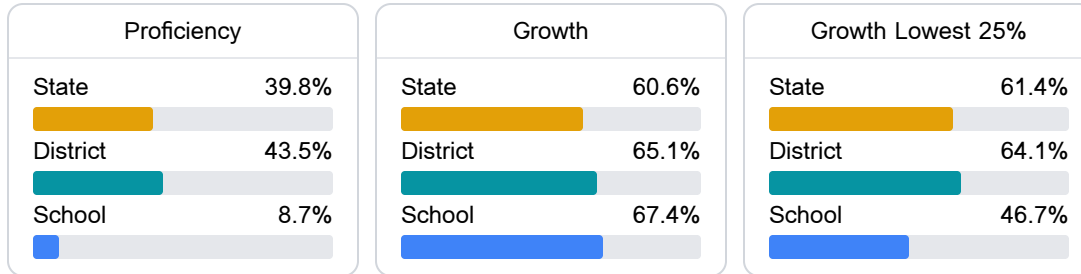
Math

Measurements of student performance on the statewide math assessment.



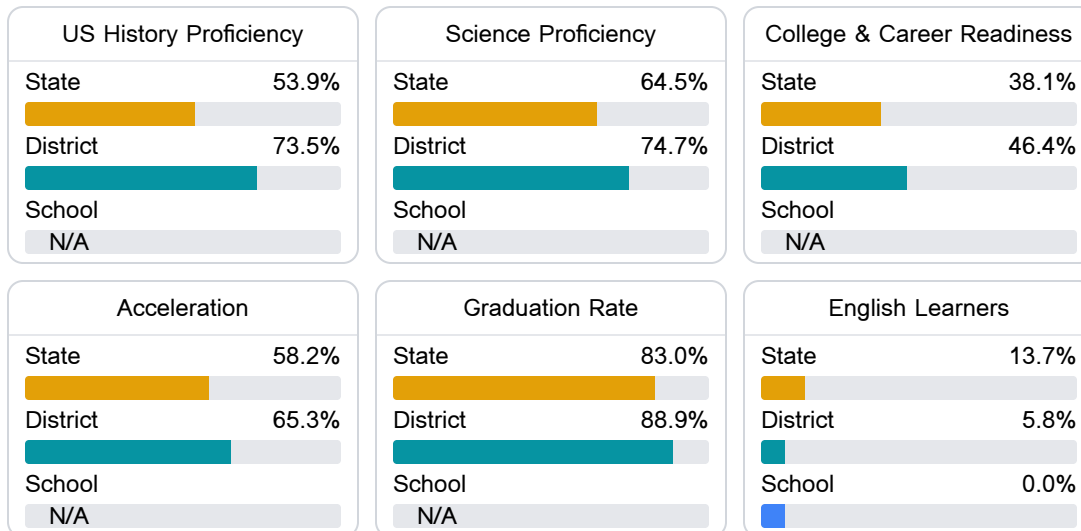
English

Measurements of student performance on the statewide English language arts (ELA) assessment.



Other Measures

Other measurements of student performance that factor into the accountability grade.



Detailed Assessment and Other Data

Student Performance

The following information shows each level of student performance on statewide assessments.

Math

Level 1		Level 2		Level 3		Level 4		Level 5	
State	6.8%	State	20.9%	State	30.5%	State	29.9%	State	11.9%
District	5.9%	District	20.5%	District	35.1%	District	29.9%	District	8.6%
School	17.4%	School	69.6%	School	13.0%	School	N/A	School	N/A
Minimal		Basic		Passing		Proficient		Advanced	

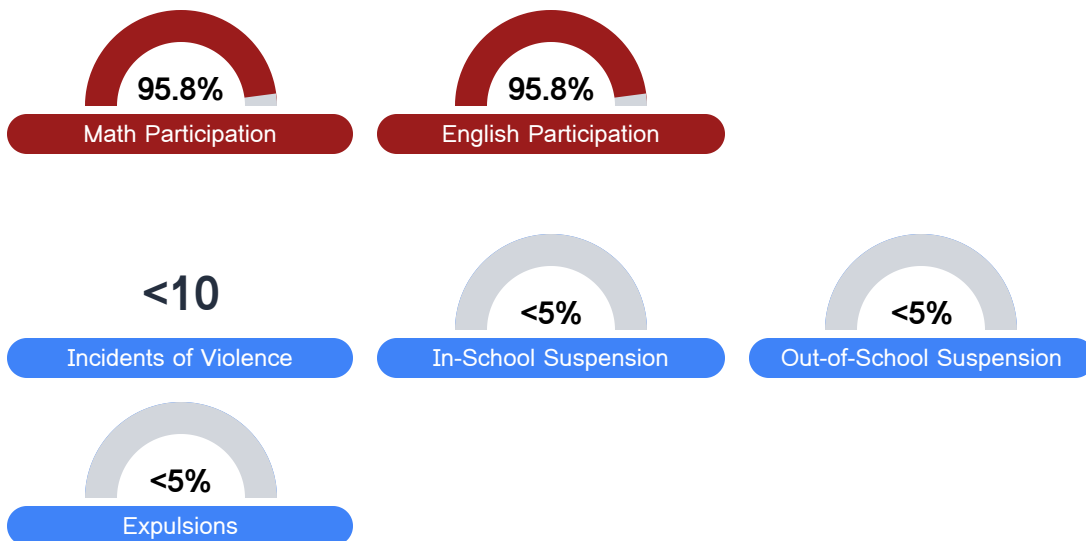
English

Level 1		Level 2		Level 3		Level 4		Level 5	
State	7.4%	State	20.4%	State	33.7%	State	29.0%	State	9.4%
District	5.8%	District	17.9%	District	35.0%	District	31.4%	District	10.0%
School	13.0%	School	47.8%	School	30.4%	School	8.7%	School	N/A
Minimal		Basic		Passing		Proficient		Advanced	

Science

Level 1		Level 2		Level 3		Level 4	
State	13.6%	State	24.0%	State	20.7%	State	20.7%
District	8.8%	District	20.5%	District	21.1%	District	21.1%
School	N/A	School	N/A	School	N/A	School	N/A
Minimal		Basic		Proficient		Advanced	

Student Assessment Participation



* Source: 2017-2018 Civil Rights Data Collection

Other Data



32.2%

Chronic Absenteeism



\$7,773.98

Per-Pupil Expenditure