



## George County Middle School

George County School District



330 CHURCH STREET  
Lucedale, MS 39452



MICHAEL DEAN  
morgan.dean@gcsd.us

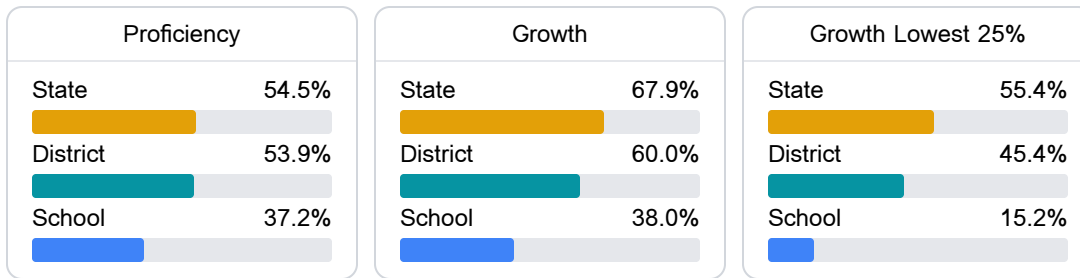
Identified for **Comprehensive Support and Improvement**

### School Accountability Grade Components

Mississippi's accountability system assigns "A" through "F" letter grades for schools and districts. Grades are based on student achievement, student growth, student participation in testing, and other academic measures.

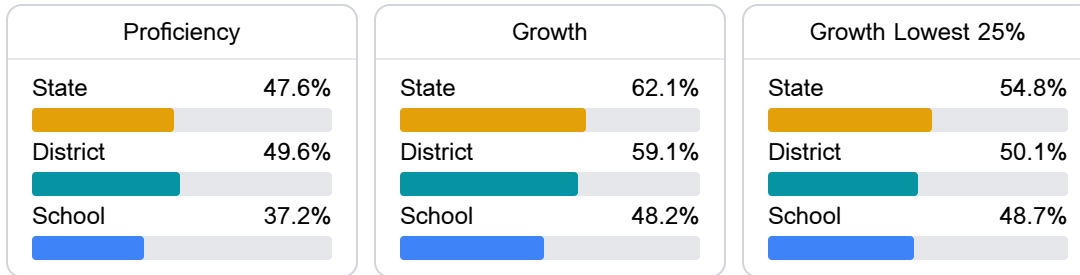
#### Math

Measurements of student performance on the statewide math assessment.



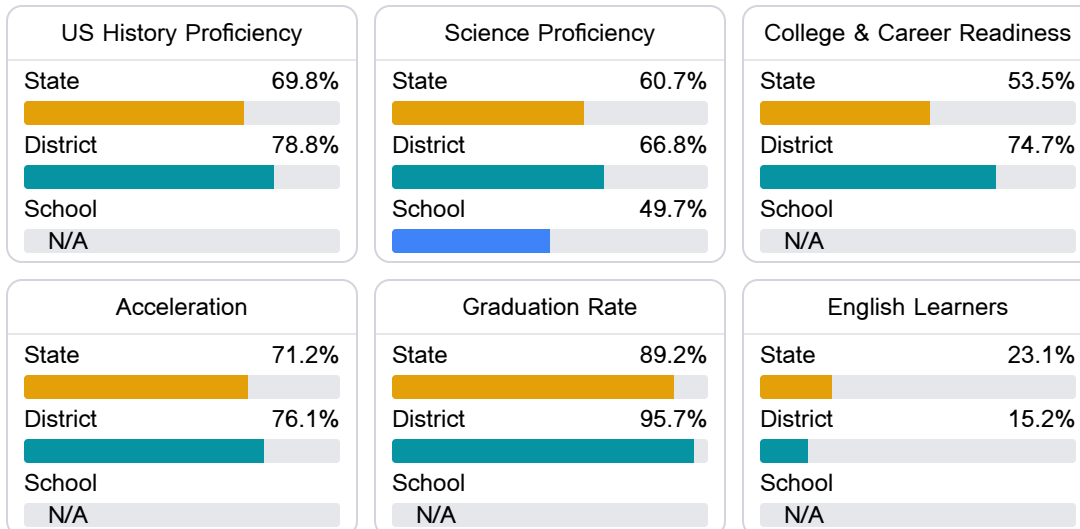
#### English

Measurements of student performance on the statewide English language arts (ELA) assessment.



#### Other Measures

Other measurements of student performance that factor into the accountability grade.



Detailed Assessment and Other Data

Student Performance

The following information shows each level of student performance on statewide assessments.

Math

Level 1		Level 2		Level 3		Level 4		Level 5	
State	0-10%	State	11-20%	State	21-30%	State	31-40%	State	11-20%
District	0-10%	District	11-20%	District	21-30%	District	31-40%	District	11-20%
School	5.5%	School	23.5%	School	34.6%	School	26.6%	School	9.7%
Minimal		Basic		Passing		Proficient		Advanced	

English

Level 1		Level 2		Level 3		Level 4		Level 5	
State	8.8%	State	16.5%	State	29.4%	State	29.5%	State	15.9%
District	5.5%	District	14.5%	District	32.0%	District	31.7%	District	16.3%
School	7.3%	School	18.2%	School	38.9%	School	22.3%	School	13.3%
Minimal		Basic		Passing		Proficient		Advanced	

Science

Level 1		Level 2		Level 3		Level 4		Level 5	
State	12.3%	State	11.8%	State	20.1%	State	33.9%	State	21.9%
District	6.7%	District	10.1%	District	21.1%	District	37.1%	District	24.9%
School	8.7%	School	14.3%	School	29.0%	School	34.7%	School	13.3%
Minimal		Basic		Passing		Proficient		Advanced	

Student Assessment Participation



Other Data



43.9%

Chronic Absenteeism