



George County Middle School

George County School District



330 CHURCH STREET
Lucedale, MS 39452



Michael Morgan Dean
morgan.dean@gcsd.us

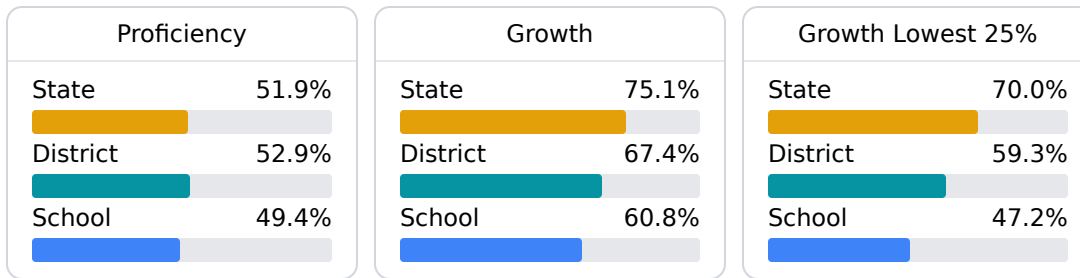
Identified for **Comprehensive Support and Improvement**

School Accountability Grade Components

Mississippi's accountability system assigns "A" through "F" letter grades for schools and districts. Grades are based on student achievement, student growth, student participation in testing, and other academic measures.

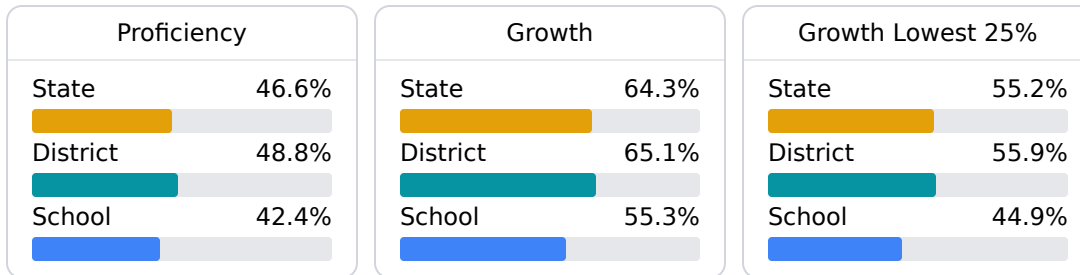
Math

Measurements of student performance on the statewide math assessment.



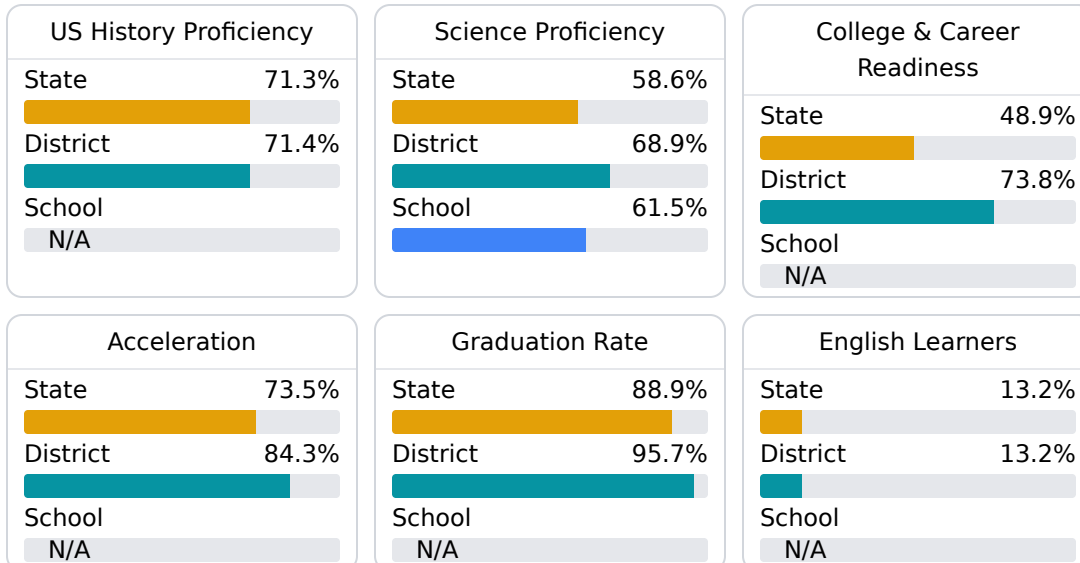
English

Measurements of student performance on the statewide English language arts (ELA) assessment.



Other Measures

Other measurements of student performance that factor into the accountability grade.



Teacher Data

41.0

Teachers



75.2%

Experienced Teachers

2.0%

Provisional Teachers

100.0%

In-Field Teachers

Detailed Assessment and Other Data

Student Performance

The following information shows each level of student performance on statewide assessments.

Math

Level 1		Level 2		Level 3		Level 4		Level 5	
State	0-10%	State	11-20%	State	21-30%	State	31-40%	State	11-20%
District	0-10%	District	11-20%	District	21-30%	District	31-40%	District	11-20%
School	5.6%	School	17.9%	School	27.8%	School	35.1%	School	13.7%
Minimal		Basic		Passing		Proficient		Advanced	

English

Level 1		Level 2		Level 3		Level 4		Level 5	
State	8.3%	State	17.0%	State	29.7%	State	29.3%	State	15.7%
District	6.4%	District	15.1%	District	31.0%	District	30.8%	District	16.7%
School	7.2%	School	16.0%	School	35.0%	School	26.0%	School	15.8%
Minimal		Basic		Passing		Proficient		Advanced	

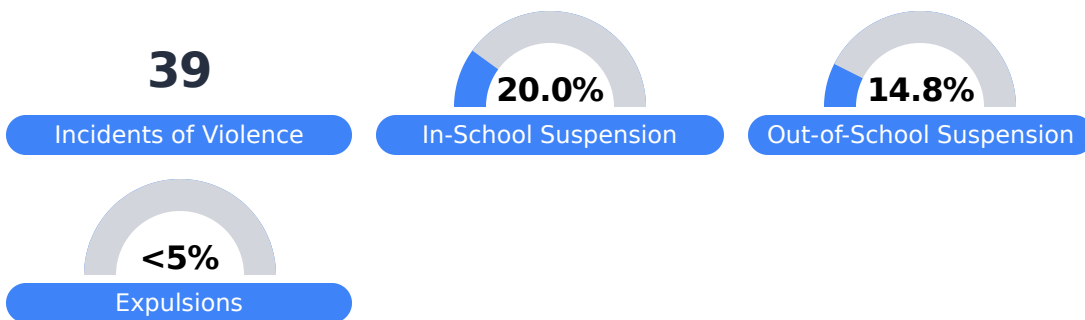
Science

Level 1		Level 2		Level 3		Level 4		Level 5	
State	11.4%	State	11.9%	State	20.8%	State	33.6%	State	22.3%
District	5.6%	District	8.9%	District	19.9%	District	35.7%	District	30.0%
School	5.6%	School	9.7%	School	23.4%	School	36.8%	School	24.6%
Minimal		Basic		Passing		Proficient		Advanced	

Student Assessment Participation



Discipline



Other Data



33.6%

Chronic Absenteeism



\$9,072.64

Per-Pupil Expenditure