

School Report Card 2017 - 2018

For more detailed information, please visit <https://msrc.mdek12.org>.



George County Middle School

George County School District



330 CHURCH STREET
Lucedale, MS 39452



MICHAEL DEAN
morgan.dean@gcsd.us

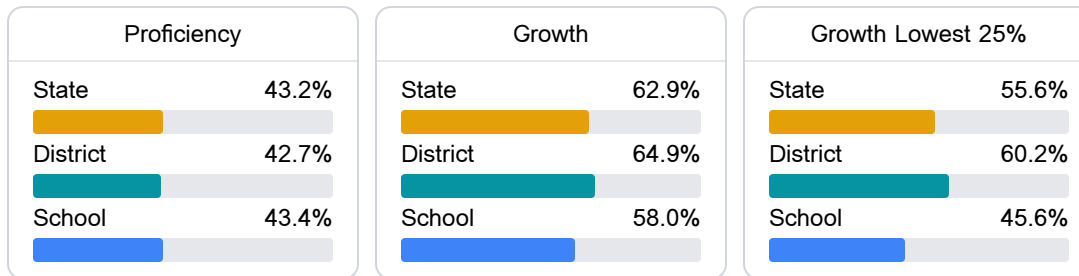
Identified for **Additional Targeted Support and Improvement**

School Accountability Grade Components

Mississippi's accountability system assigns "A" through "F" letter grades for schools and districts. Grades are based on student achievement, student growth, student participation in testing, and other academic measures.

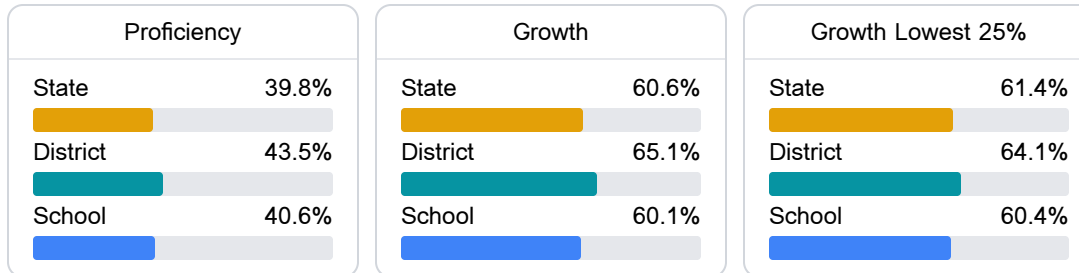
Math

Measurements of student performance on the statewide math assessment.



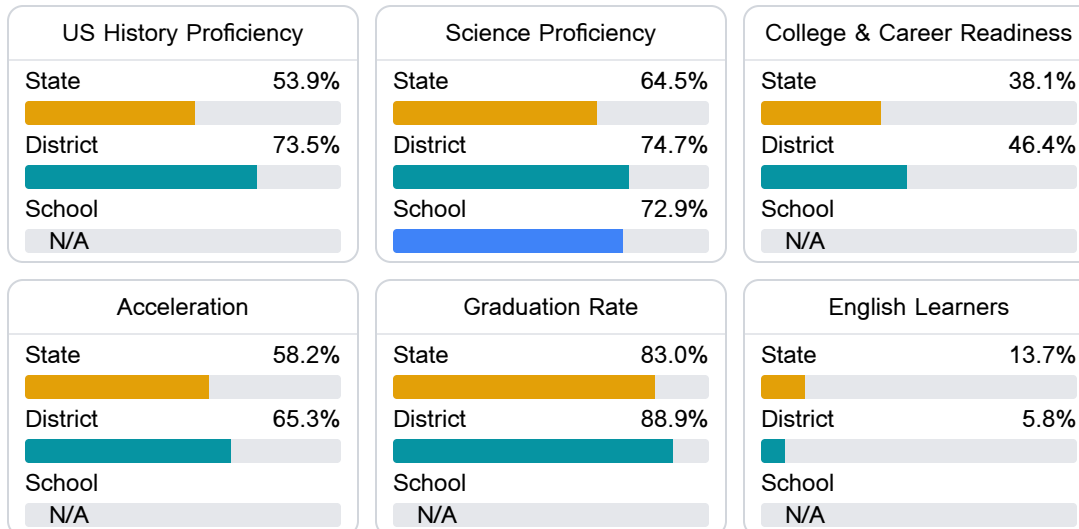
English

Measurements of student performance on the statewide English language arts (ELA) assessment.



Other Measures

Other measurements of student performance that factor into the accountability grade.



Teacher Data

43.3

Teachers



79.0%

Experienced Teachers

0.0%

Provisional Teachers

100.0%

In-Field Teachers

Detailed Assessment and Other Data

Student Performance

The following information shows each level of student performance on statewide assessments.

Math

Level 1		Level 2		Level 3		Level 4		Level 5	
State	6.8%	State	20.9%	State	30.5%	State	29.9%	State	11.9%
District	5.9%	District	20.5%	District	35.1%	District	29.9%	District	8.6%
School	7.7%	School	20.8%	School	28.7%	School	32.4%	School	10.3%
Minimal		Basic		Passing		Proficient		Advanced	

English

Level 1		Level 2		Level 3		Level 4		Level 5	
State	7.4%	State	20.4%	State	33.7%	State	29.0%	State	9.4%
District	5.8%	District	17.9%	District	35.0%	District	31.4%	District	10.0%
School	5.9%	School	17.2%	School	36.9%	School	27.8%	School	12.2%
Minimal		Basic		Passing		Proficient		Advanced	

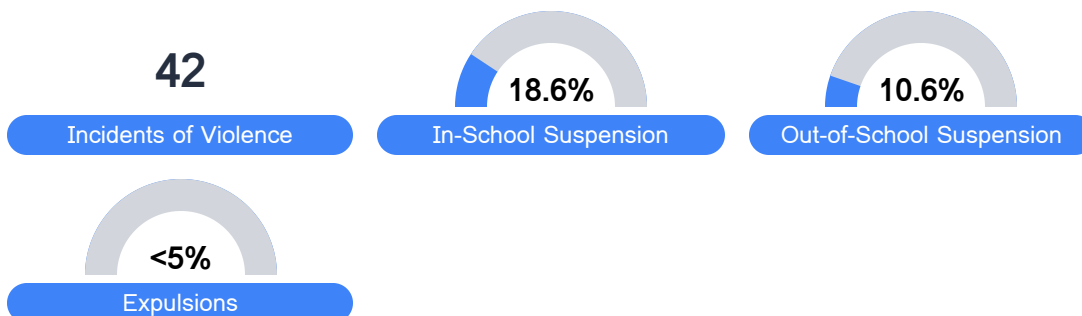
Science

Level 1		Level 2		Level 3		Level 4	
State	13.6%	State	24.0%	State	20.7%	State	20.7%
District	8.8%	District	20.5%	District	21.1%	District	21.1%
School	10.5%	School	16.5%	School	27.0%	School	27.0%
Minimal		Basic		Proficient		Advanced	

Student Assessment Participation



Discipline



* Source: 2017-2018 Civil Rights Data Collection

Other Data



21.6%

Chronic Absenteeism



\$8,514.46

Per-Pupil Expenditure