



Benndale Elementary School

George County School District



5204 HWY 26 WEST
Lucedale, MS 39452



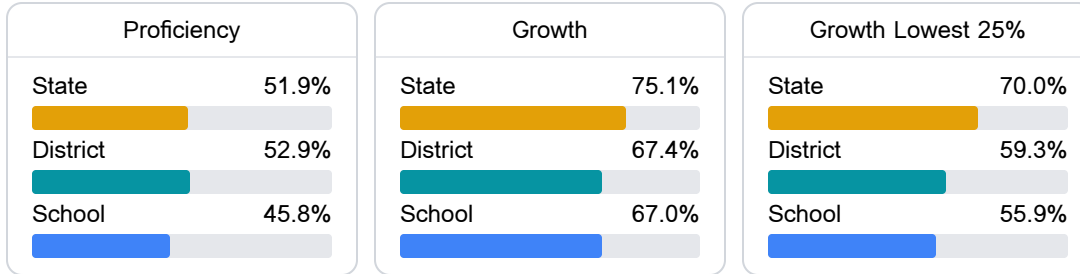
SEAN RILEY
sean.riley@gcsd.us

School Accountability Grade Components

Mississippi's accountability system assigns "A" through "F" letter grades for schools and districts. Grades are based on student achievement, student growth, student participation in testing, and other academic measures.

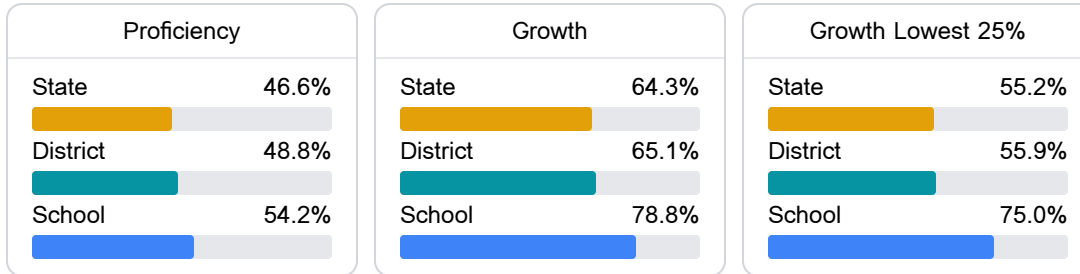
Math

Measurements of student performance on the statewide math assessment.



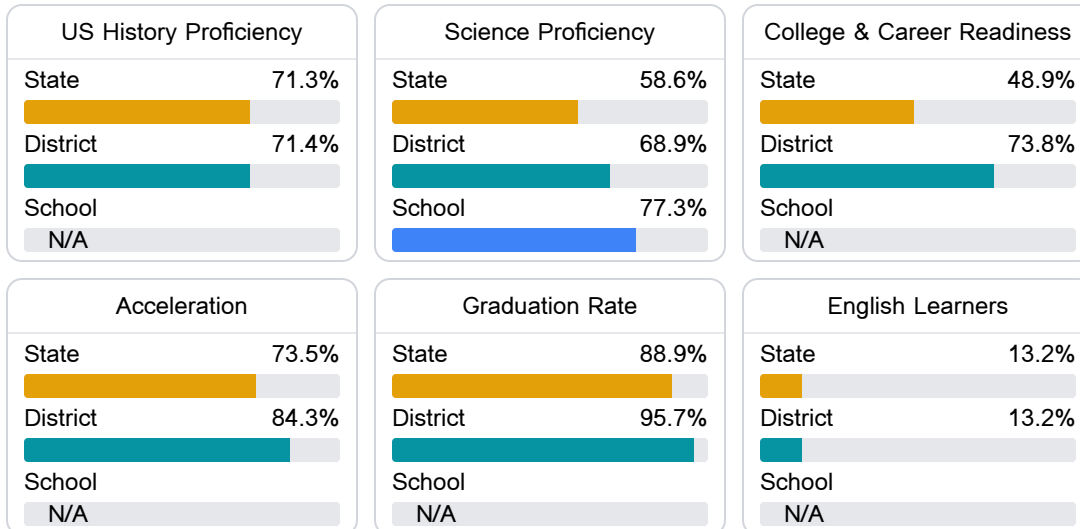
English

Measurements of student performance on the statewide English language arts (ELA) assessment.



Other Measures

Other measurements of student performance that factor into the accountability grade.



Detailed Assessment and Other Data

Student Performance

The following information shows each level of student performance on statewide assessments.

Math

Level 1		Level 2		Level 3		Level 4		Level 5	
State	0-10%	State	11-20%	State	21-30%	State	31-40%	State	11-20%
District	0-10%	District	11-20%	District	21-30%	District	31-40%	District	11-20%
School	5.1%	School	17.7%	School	32.9%	School	29.1%	School	15.2%
Minimal		Basic		Passing		Proficient		Advanced	

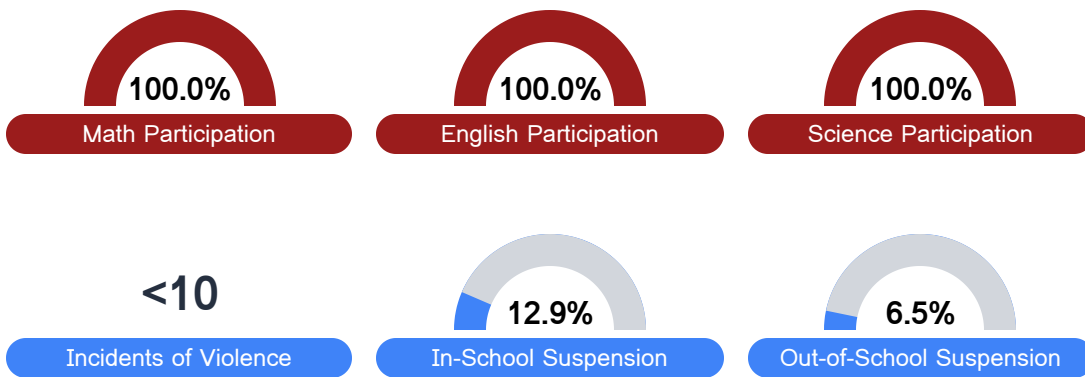
English

Level 1		Level 2		Level 3		Level 4		Level 5	
State	8.3%	State	17.0%	State	29.7%	State	29.3%	State	15.7%
District	6.4%	District	15.1%	District	31.0%	District	30.8%	District	16.7%
School	7.6%	School	7.6%	School	31.7%	School	38.0%	School	15.2%
Minimal		Basic		Passing		Proficient		Advanced	

Science

Level 1		Level 2		Level 3		Level 4		Level 5	
State	11.4%	State	11.9%	State	20.8%	State	33.6%	State	22.3%
District	5.6%	District	8.9%	District	19.9%	District	35.7%	District	30.0%
School	N/A	School	8.3%	School	12.5%	School	41.7%	School	37.5%
Minimal		Basic		Passing		Proficient		Advanced	

Student Assessment Participation



Other Data



28.7%

Chronic Absenteeism



\$13,454.10

Per-Pupil Expenditure