



Franklin High School

Franklin County School District



340 Edison Street S
Meadville, MS 39653



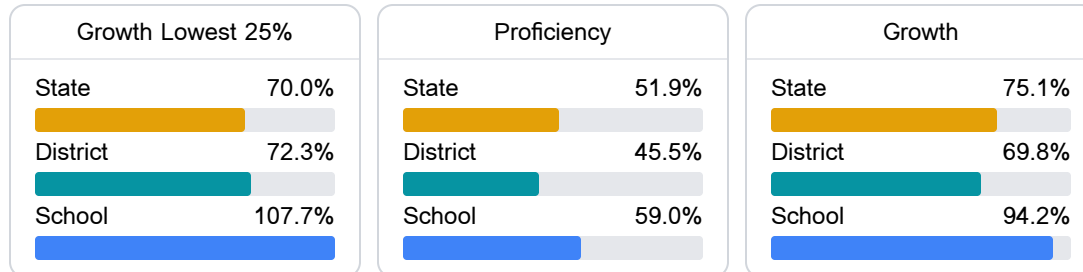
Alisa Storey
lstorey@fcsd.k12.ms.us

School Accountability Grade Components

Mississippi's accountability system assigns "A" through "F" letter grades for schools and districts. Grades are based on student achievement, student growth, student participation in testing, and other academic measures.

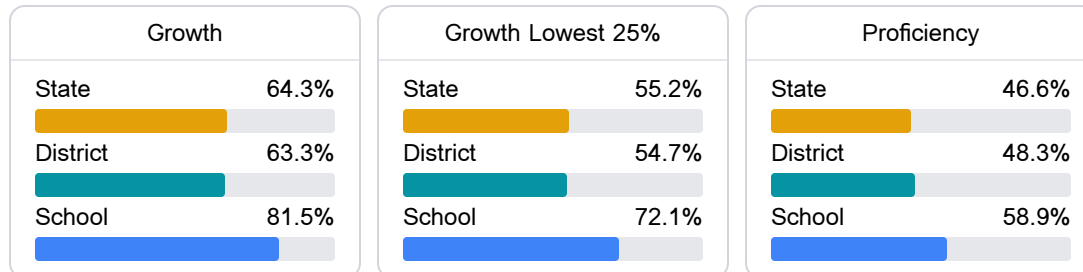
Math

Measurements of student performance on the statewide math assessment.



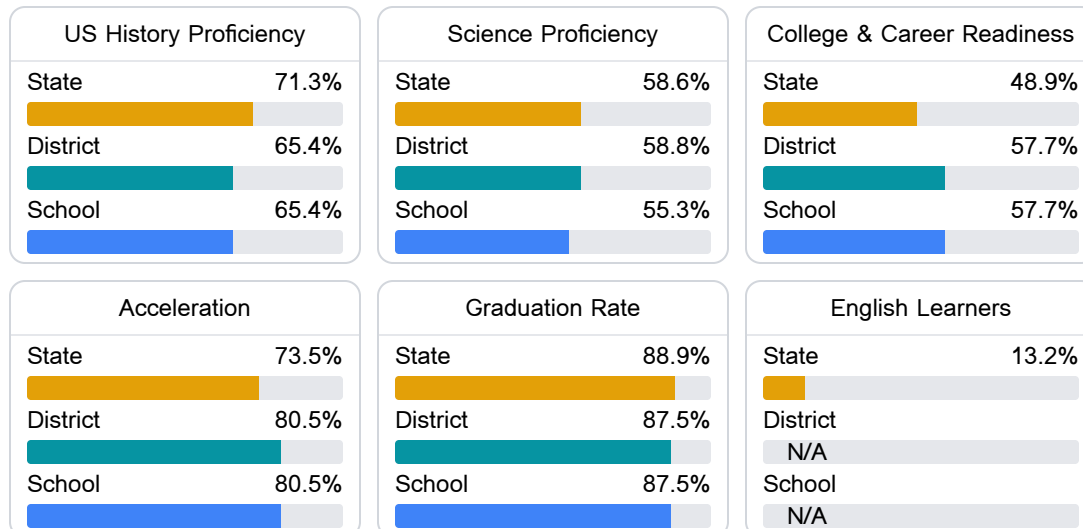
English

Measurements of student performance on the statewide English language arts (ELA) assessment.



Other Measures

Other measurements of student performance that factor into the accountability grade.



Teacher Data

32.0

Teachers



81.0%

Experienced Teachers

0.0%

Provisional Teachers

99.4%

In-Field Teachers

Detailed Assessment and Other Data

Student Performance

The following information shows each level of student performance on statewide assessments.

Math

Level 1		Level 2		Level 3		Level 4		Level 5	
State	0-10%	State	11-20%	State	21-30%	State	31-40%	State	11-20%
District	0-10%	District	11-20%	District	31-40%	District	21-30%	District	11-20%
School		School	8.8%	School	41.8%	School	39.6%	School	9.9%
N/A									
Minimal		Basic		Passing		Proficient		Advanced	

English

Level 1		Level 2		Level 3		Level 4		Level 5	
State	8.3%	State	17.0%	State	29.7%	State	29.3%	State	15.7%
District	7.2%	District	16.0%	District	30.5%	District	31.1%	District	15.2%
School	6.3%	School	12.5%	School	30.5%	School	27.3%	School	23.4%
Minimal		Basic		Passing		Proficient		Advanced	


Science

Level 1		Level 2		Level 3		Level 4		Level 5	
State	11.4%	State	11.9%	State	20.8%	State	33.6%	State	22.3%
District	8.2%	District	12.9%	District	24.6%	District	34.6%	District	19.6%
School	11.7%	School	19.4%	School	22.3%	School	31.1%	School	15.5%
Minimal		Basic		Passing		Proficient		Advanced	

Student Assessment Participation



Discipline



Other Data



20.0 %

Chronic Absenteeism



\$15,304.03

Per-Pupil Expenditure



59.4 %

Post-Secondary Enrollment



44.2%

Advanced Course Participation