

Franklin County Middle School

Franklin County School District

236 Edison Street S
Meadville, MS 39653

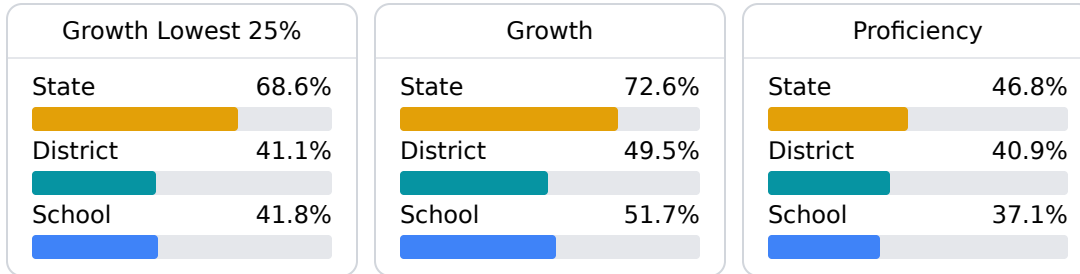
Cole Sisung
csisung@fcsd.k12.ms.us

School Accountability Grade Components

Mississippi's accountability system assigns "A" through "F" letter grades for schools and districts. Grades are based on student achievement, student growth, student participation in testing, and other academic measures. COVID - 19 pandemic disruptions continue to be reflected in 2021 - 2022 accountability data, particularly growth data.

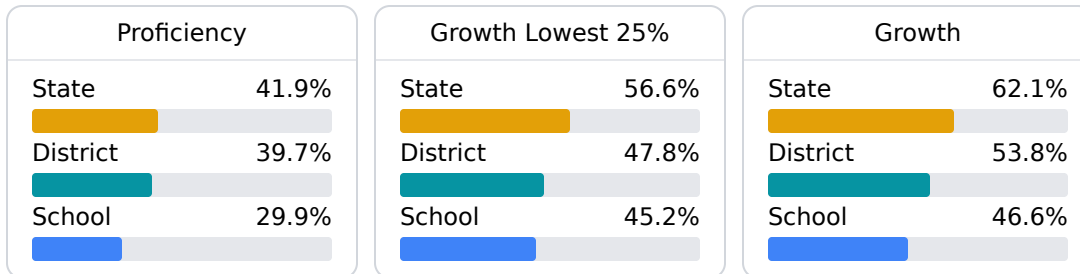
Math

Measurements of student performance on the statewide math assessment.



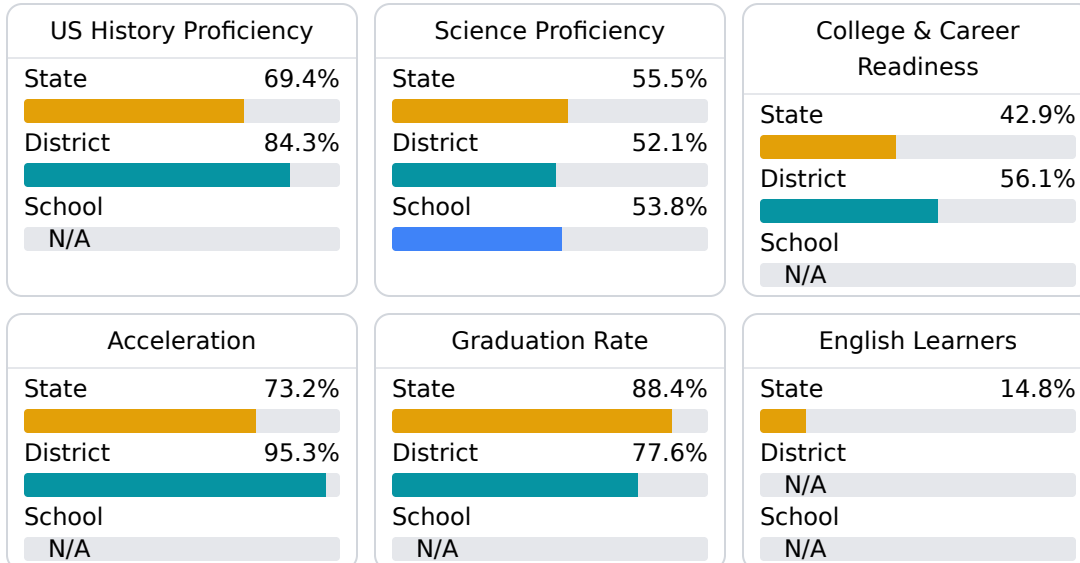
English

Measurements of student performance on the statewide English language arts (ELA) assessment.



Other Measures

Other measurements of student performance that factor into the accountability grade.



Teacher Data

16.1

Teachers



90.8%

Experienced Teachers

0.0%

Provisional Teachers

100.0%

In-Field Teachers

Detailed Assessment and Other Data

Student Performance

The following information shows each level of student performance on statewide assessments.

Math

Level 1		Level 2		Level 3		Level 4		Level 5	
State	7.0%	State	19.3%	State	27.3%	State	31.5%	State	15.0%
District	6.7%	District	22.9%	District	30.7%	District	29.2%	District	10.5%
School	8.6%	School	23.4%	School	32.5%	School	24.4%	School	11.2%
Minimal		Basic		Passing		Proficient		Advanced	

English

Level 1		Level 2		Level 3		Level 4		Level 5	
State	8.6%	State	18.9%	State	31.3%	State	29.1%	State	12.1%
District	7.3%	District	22.7%	District	31.1%	District	27.4%	District	11.6%
School	11.2%	School	28.9%	School	30.5%	School	21.3%	School	8.1%
Minimal		Basic		Passing		Proficient		Advanced	

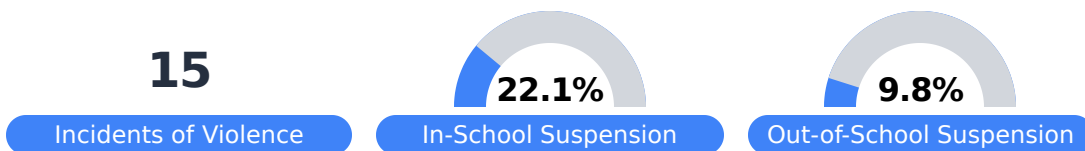
Science

Level 1		Level 2		Level 3		Level 4		Level 5	
State	11.0%	State	12.4%	State	22.5%	State	34.7%	State	19.4%
District	10.7%	District	15.8%	District	23.4%	District	32.7%	District	17.5%
School	11.6%	School	14.7%	School	22.1%	School	29.5%	School	22.1%
Minimal		Basic		Passing		Proficient		Advanced	

Student Assessment Participation



Discipline



Other Data



9.3%

Chronic Absenteeism



\$10,838.61

Per-Pupil Expenditure