



Franklin County Middle School

Franklin County School District



236 Edison Street S
Meadville, MS 39653



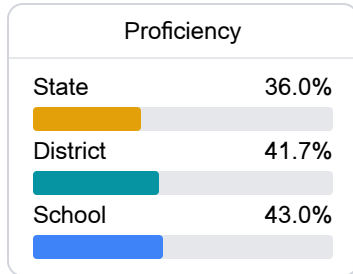
Cole Sisung
csisung@fcsd.k12.ms.us

School Accountability Grade Components

Mississippi's accountability system assigns "A" through "F" letter grades for schools and districts. Grades are based on student achievement, student growth, student participation in testing, and other academic measures. COVID - 19 pandemic disruptions continue to be reflected in 2021 - 2022 accountability data, particularly growth data.

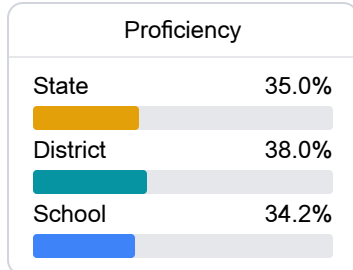
Math

Measurements of student performance on the statewide math assessment.



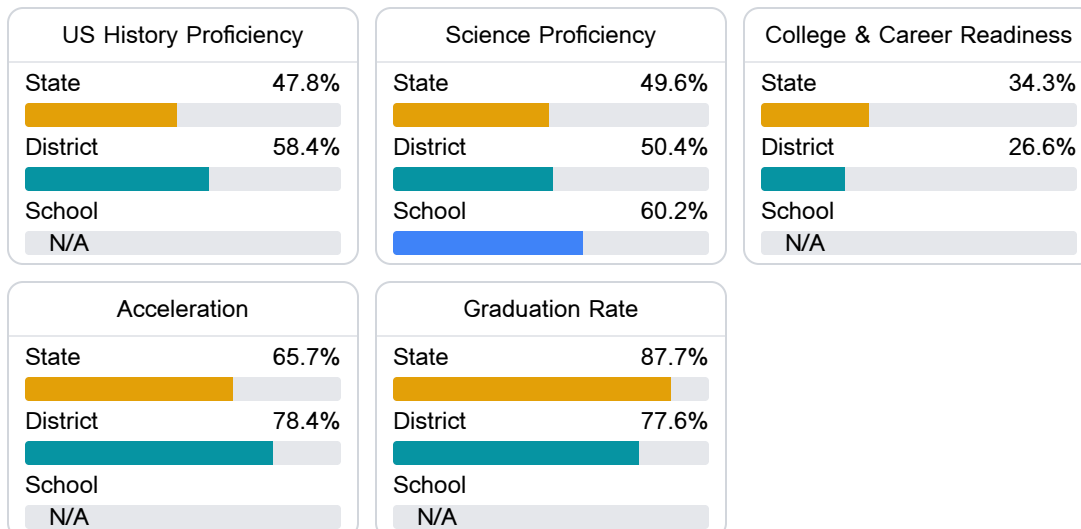
English

Measurements of student performance on the statewide English language arts (ELA) assessment.



Other Measures

Other measurements of student performance that factor into the accountability grade.



Teacher Data

15.4

Teachers



90.1%

Experienced Teachers

0.0%

Provisional Teachers

99.4%

In-Field Teachers

Detailed Assessment and Other Data

Student Performance

The following information shows each level of student performance on statewide assessments.

Math

Level 1		Level 2		Level 3		Level 4		Level 5	
State	11.6%	State	24.2%	State	29.5%	State	24.8%	State	9.9%
District	5.7%	District	20.7%	District	35.9%	District	29.5%	District	8.2%
School	7.6%	School	19.7%	School	29.8%	School	37.9%	School	5.1%
Minimal		Basic		Passing		Proficient		Advanced	

English

Level 1		Level 2		Level 3		Level 4		Level 5	
State	10.8%	State	23.1%	State	31.8%	State	24.6%	State	9.7%
District	8.6%	District	18.4%	District	35.7%	District	28.2%	District	9.1%
School	9.1%	School	16.2%	School	40.9%	School	26.3%	School	7.6%
Minimal		Basic		Passing		Proficient		Advanced	

Science

Level 1		Level 2		Level 3		Level 4		Level 5	
State	13.8%	State	14.5%	State	23.4%	State	32.7%	State	15.7%
District	10.1%	District	13.3%	District	24.4%	District	40.9%	District	11.4%
School	5.7%	School	10.5%	School	22.9%	School	41.0%	School	20.0%
Minimal		Basic		Passing		Proficient		Advanced	

Student Assessment Participation



Discipline

* Source: 2017-2018 Civil Rights Data Collection

Other Data



<5%

Chronic Absenteeism



\$10,837.00

Per-Pupil Expenditure