



## Franklin Upper Elementary

Franklin County School District



409 Hwy 98 E  
Meadville, MS 39653



Sandra Oliver  
soliver@fcsd.k12.ms.us

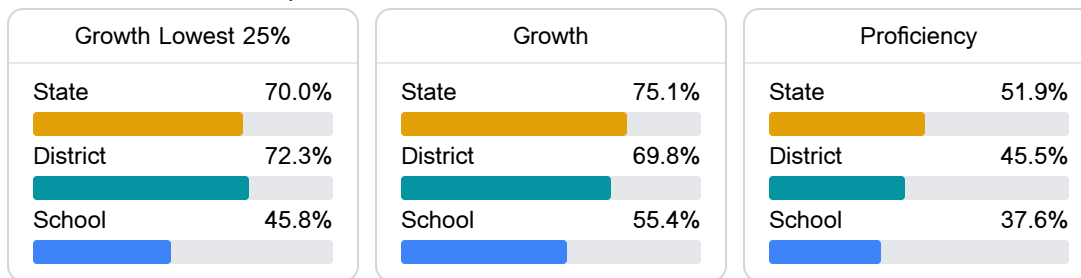
Identified for **Additional Targeted Support and Improvement**

### School Accountability Grade Components

Mississippi's accountability system assigns "A" through "F" letter grades for schools and districts. Grades are based on student achievement, student growth, student participation in testing, and other academic measures.

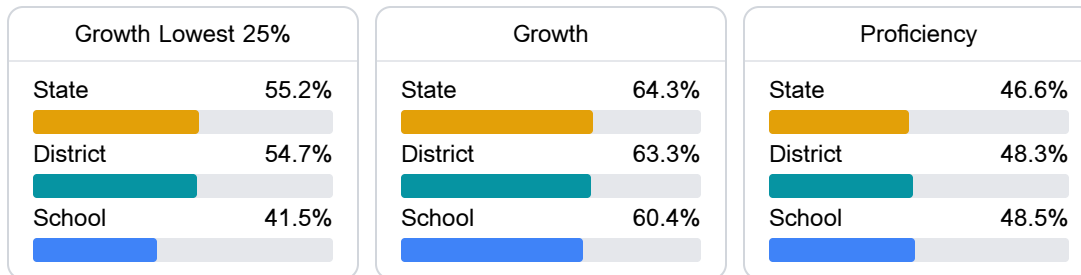
#### Math

Measurements of student performance on the statewide math assessment.



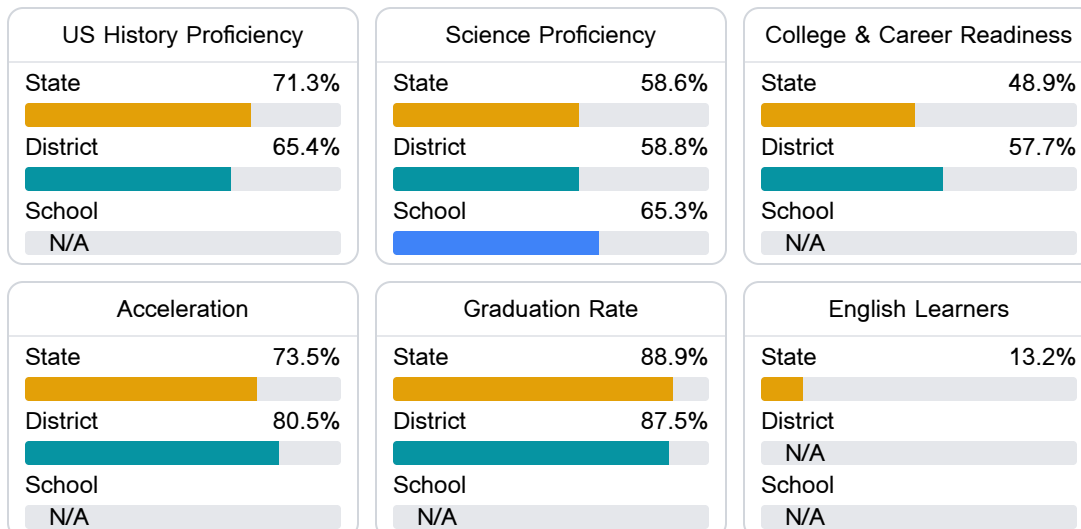
#### English

Measurements of student performance on the statewide English language arts (ELA) assessment.



#### Other Measures

Other measurements of student performance that factor into the accountability grade.



### Teacher Data

17.8

Teachers



87.6%

Experienced Teachers

0.0%

Provisional Teachers

100.0%

In-Field Teachers

## Detailed Assessment and Other Data

### Student Performance

The following information shows each level of student performance on statewide assessments.

#### Math

Level 1		Level 2		Level 3		Level 4		Level 5	
State	0-10%	State	11-20%	State	21-30%	State	31-40%	State	11-20%
District	0-10%	District	11-20%	District	31-40%	District	21-30%	District	11-20%
School	6.4%	School	21.3%	School	36.2%	School	23.8%	School	12.3%
Minimal		Basic		Passing		Proficient		Advanced	

#### English

Level 1		Level 2		Level 3		Level 4		Level 5	
State	8.3%	State	17.0%	State	29.7%	State	29.3%	State	15.7%
District	7.2%	District	16.0%	District	30.5%	District	31.1%	District	15.2%
School	7.2%	School	19.2%	School	26.0%	School	34.9%	School	12.8%
Minimal		Basic		Passing		Proficient		Advanced	

#### Science

Level 1		Level 2		Level 3		Level 4		Level 5	
State	11.4%	State	11.9%	State	20.8%	State	33.6%	State	22.3%
District	8.2%	District	12.9%	District	24.6%	District	34.6%	District	19.6%
School	5.3%	School	10.7%	School	22.7%	School	44.0%	School	17.3%
Minimal		Basic		Passing		Proficient		Advanced	

### Student Assessment Participation



### Discipline



### Other Data



17.5%

Chronic Absenteeism



\$12,293.11

Per-Pupil Expenditure