



Petal Upper Elementary School

Petal School District



400 HILLCREST LOOP
Petal, MS 39465



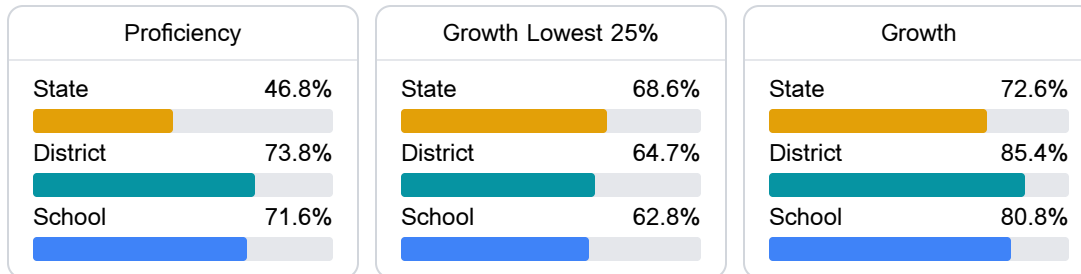
Emily Branch
emily.branch@petalschools.com

School Accountability Grade Components

Mississippi's accountability system assigns "A" through "F" letter grades for schools and districts. Grades are based on student achievement, student growth, student participation in testing, and other academic measures. COVID - 19 pandemic disruptions continue to be reflected in 2021 - 2022 accountability data, particularly growth data.

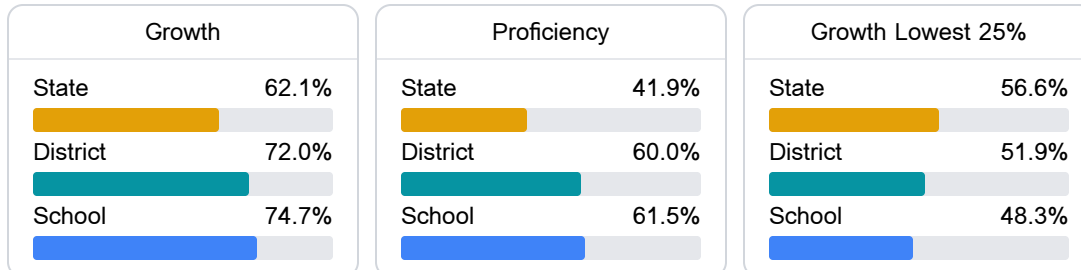
Math

Measurements of student performance on the statewide math assessment.



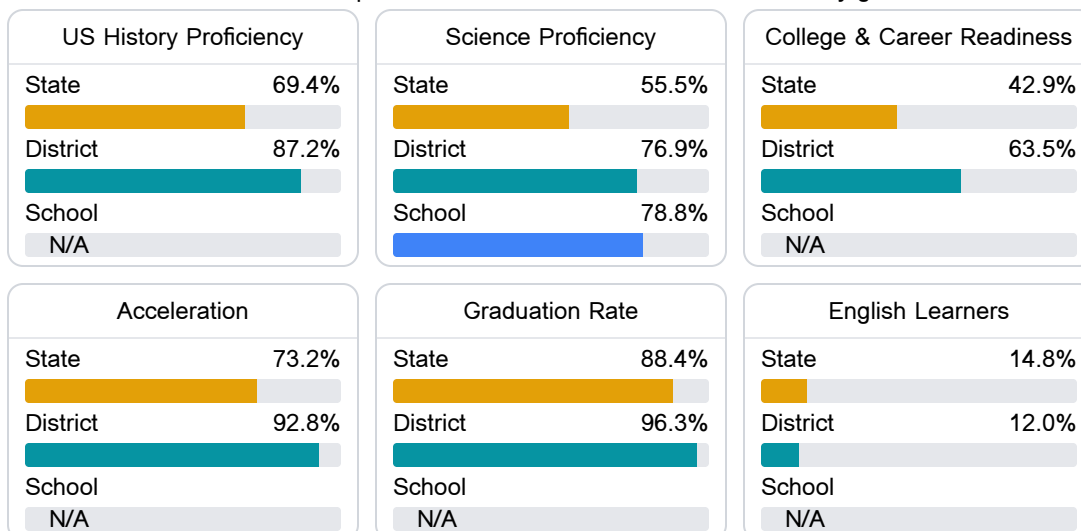
English

Measurements of student performance on the statewide English language arts (ELA) assessment.



Other Measures

Other measurements of student performance that factor into the accountability grade.



Teacher Data

46.0

Teachers



70.1%

Experienced Teachers

2.2%

Provisional Teachers

98.4%

In-Field Teachers

Detailed Assessment and Other Data

Student Performance

The following information shows each level of student performance on statewide assessments.

Math

Level 1		Level 2		Level 3		Level 4		Level 5	
State	7.0%	State	19.3%	State	27.3%	State	31.5%	State	15.0%
District	0-10%	District	0-10%	District	11-20%	District	31-40%	District	31-40%
School	0-10%	School	0-10%	School	21-30%	School	41-50%	School	21-30%
Minimal		Basic		Passing		Proficient		Advanced	

English

Level 1		Level 2		Level 3		Level 4		Level 5	
State	8.6%	State	18.9%	State	31.3%	State	29.1%	State	12.1%
District	0-10%	District	0-10%	District	21-30%	District	31-40%	District	21-30%
School	0-10%	School	0-10%	School	21-30%	School	31-40%	School	21-30%
Minimal		Basic		Passing		Proficient		Advanced	

Science

Level 1		Level 2		Level 3		Level 4		Level 5	
State	11.0%	State	12.4%	State	22.5%	State	34.7%	State	19.4%
District	0-10%	District	0-10%	District	11-20%	District	31-40%	District	31-40%
School	0-10%	School	0-10%	School	11-20%	School	31-40%	School	31-40%
Minimal		Basic		Passing		Proficient		Advanced	

Student Assessment Participation



Discipline



Other Data



14.2 %

Chronic Absenteeism



\$8,870.60

Per-Pupil Expenditure