



Thames Elementary School

Hattiesburg Public School District



2900 JAMESTOWN ROAD
Hattiesburg, MS 39402



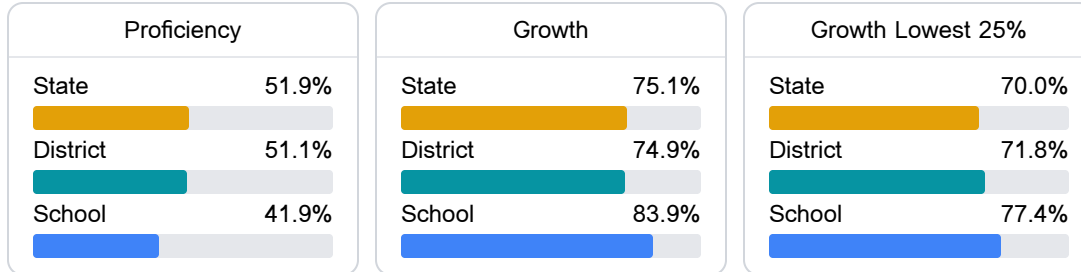
Christie Moss
christie.moss@hattiesburgpsd.com

School Accountability Grade Components

Mississippi's accountability system assigns "A" through "F" letter grades for schools and districts. Grades are based on student achievement, student growth, student participation in testing, and other academic measures.

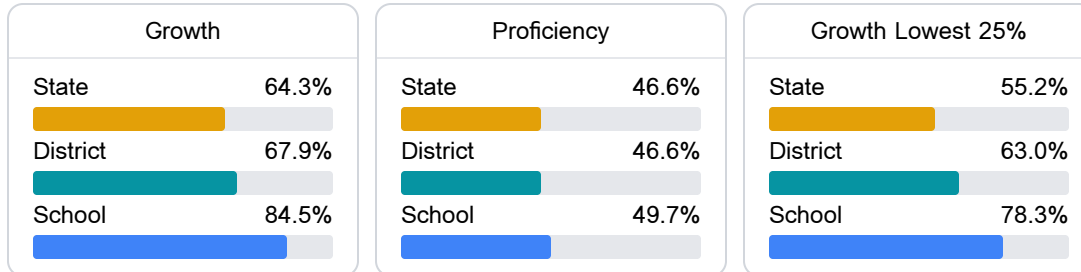
Math

Measurements of student performance on the statewide math assessment.



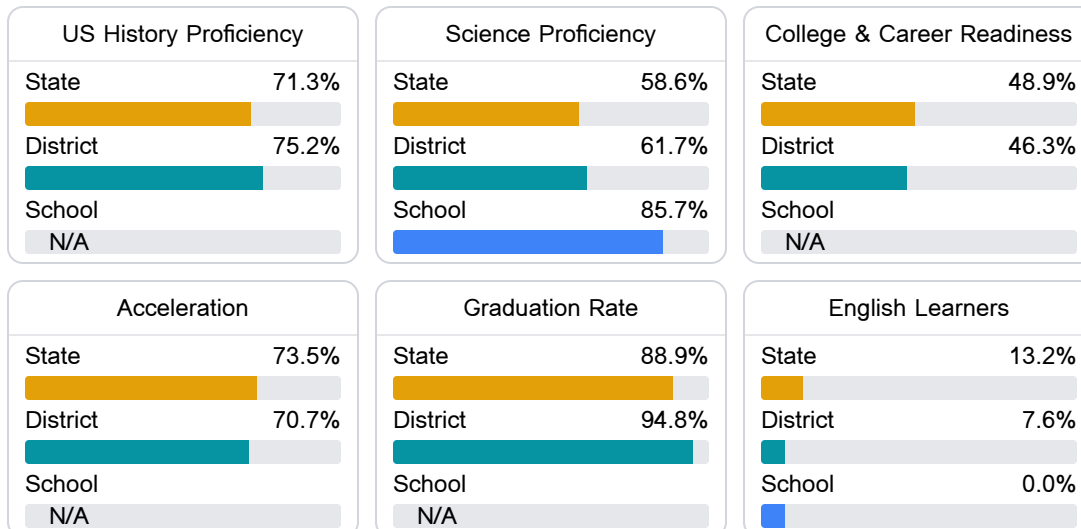
English

Measurements of student performance on the statewide English language arts (ELA) assessment.



Other Measures

Other measurements of student performance that factor into the accountability grade.



Teacher Data

42.0

Teachers



76.7%

Experienced Teachers

0.0%

Provisional Teachers

99.5%

In-Field Teachers

Detailed Assessment and Other Data

Student Performance

The following information shows each level of student performance on statewide assessments.

Math

Level 1		Level 2		Level 3		Level 4		Level 5	
State	0-10%	State	11-20%	State	21-30%	State	31-40%	State	11-20%
District	0-10%	District	11-20%	District	31-40%	District	31-40%	District	11-20%
School	5.5%	School	26.2%	School	33.5%	School	19.7%	School	15.1%
Minimal		Basic		Passing		Proficient		Advanced	


English

Level 1		Level 2		Level 3		Level 4		Level 5	
State	8.3%	State	17.0%	State	29.7%	State	29.3%	State	15.7%
District	6.8%	District	16.6%	District	33.3%	District	30.8%	District	12.5%
School	7.3%	School	14.2%	School	36.2%	School	31.2%	School	11.0%
Minimal		Basic		Passing		Proficient		Advanced	

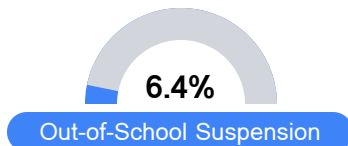
Science

Level 1		Level 2		Level 3		Level 4		Level 5	
State	11.4%	State	11.9%	State	20.8%	State	33.6%	State	22.3%
District	8.8%	District	11.3%	District	21.1%	District	38.0%	District	20.9%
School	N/A	School	6.5%	School	21.0%	School	37.1%	School	35.5%
Minimal		Basic		Passing		Proficient		Advanced	

Student Assessment Participation



Discipline



Other Data



11.4 %

Chronic Absenteeism



\$12,795.00

Per-Pupil Expenditure