



Grace Christian Elementary School

Hattiesburg Public School District



2207 W 7TH STREET
Hattiesburg, MS 39401



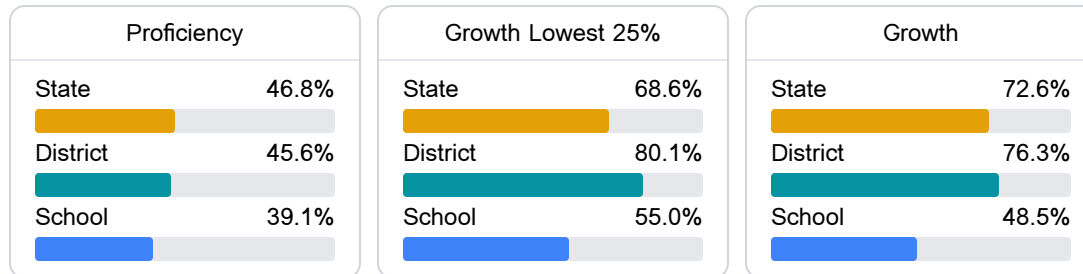
Vanessa Lofton
vanessa.lofton@hattiesburgpsd.com

School Accountability Grade Components

Mississippi's accountability system assigns "A" through "F" letter grades for schools and districts. Grades are based on student achievement, student growth, student participation in testing, and other academic measures. COVID - 19 pandemic disruptions continue to be reflected in 2021 - 2022 accountability data, particularly growth data.

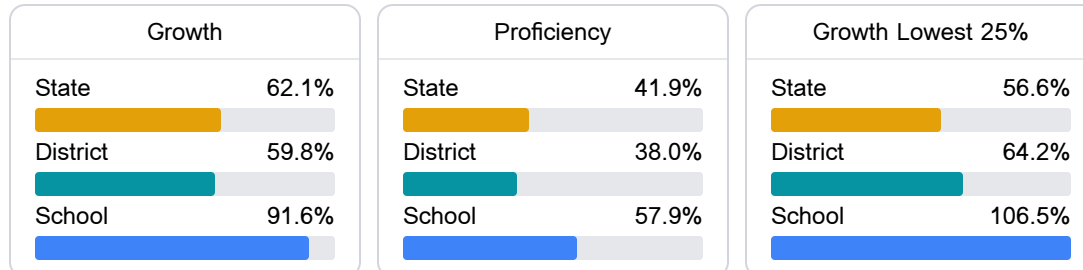
Math

Measurements of student performance on the statewide math assessment.



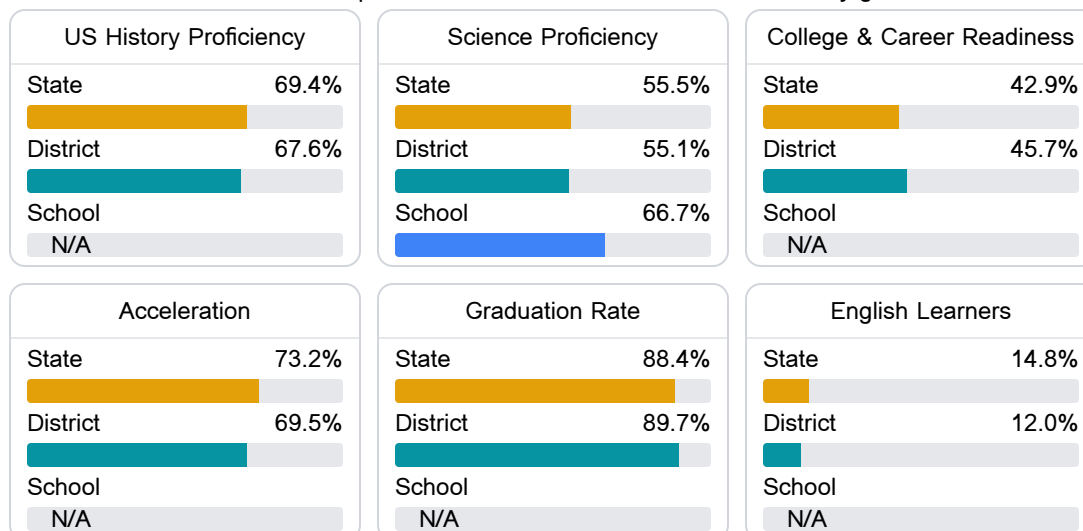
English

Measurements of student performance on the statewide English language arts (ELA) assessment.



Other Measures

Other measurements of student performance that factor into the accountability grade.



Teacher Data

22.6

Teachers



40.5%

Experienced Teachers

2.0%

Provisional Teachers

100.0%

In-Field Teachers

Detailed Assessment and Other Data

Student Performance

The following information shows each level of student performance on statewide assessments.

Math

Level 1		Level 2		Level 3		Level 4		Level 5	
State	7.0%	State	19.3%	State	27.3%	State	31.5%	State	15.0%
District	5.9%	District	19.8%	District	30.7%	District	31.2%	District	12.5%
School	6.6%	School	22.1%	School	32.4%	School	22.8%	School	16.2%
Minimal		Basic		Passing		Proficient		Advanced	

English

Level 1		Level 2		Level 3		Level 4		Level 5	
State	8.6%	State	18.9%	State	31.3%	State	29.1%	State	12.1%
District	8.0%	District	20.9%	District	34.6%	District	29.2%	District	7.3%
School	0-10%	School	11-20%	School	21-30%	School	41-50%	School	0-10%
Minimal		Basic		Passing		Proficient		Advanced	

Science

Level 1		Level 2		Level 3		Level 4		Level 5	
State	11.0%	State	12.4%	State	22.5%	State	34.7%	State	19.4%
District	9.0%	District	11.3%	District	26.8%	District	37.1%	District	15.9%
School	N/A	School	6.7%	School	20.0%	School	26.7%	School	46.7%
Minimal		Basic		Passing		Proficient		Advanced	

Student Assessment Participation



Discipline

Other Data



16.1 %

Chronic Absenteeism



\$11,636.65

Per-Pupil Expenditure