



Hattiesburg Steam Academy

Hattiesburg Public School District



901 Ida Avenue
Hattiesburg, MS 39401



TEKEICA CHAPMAN
tekeica.chapman@hattiesburgpsd.com

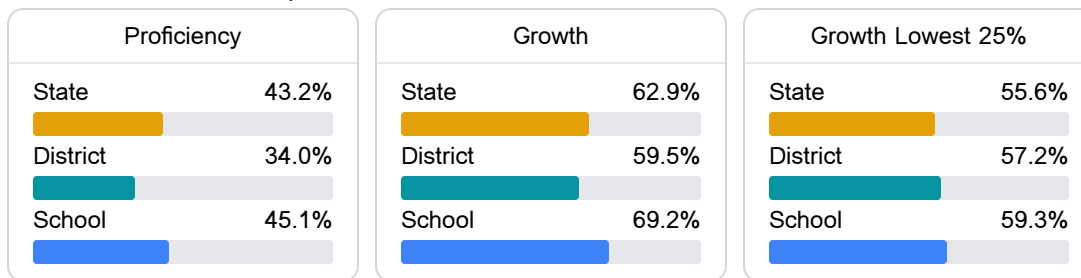
Identified for **Additional Targeted Support and Improvement**

School Accountability Grade Components

Mississippi's accountability system assigns "A" through "F" letter grades for schools and districts. Grades are based on student achievement, student growth, student participation in testing, and other academic measures.

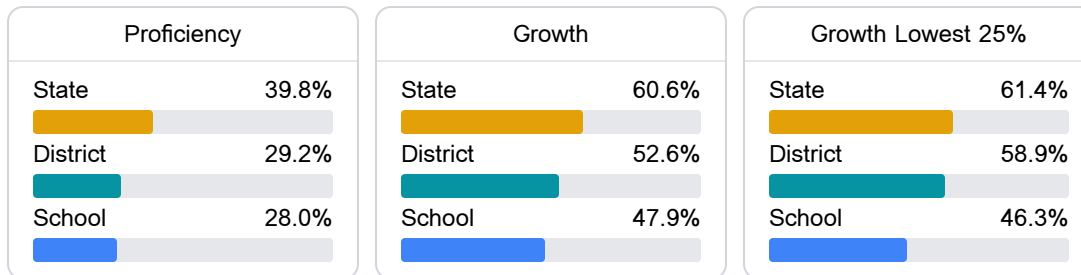
Math

Measurements of student performance on the statewide math assessment.



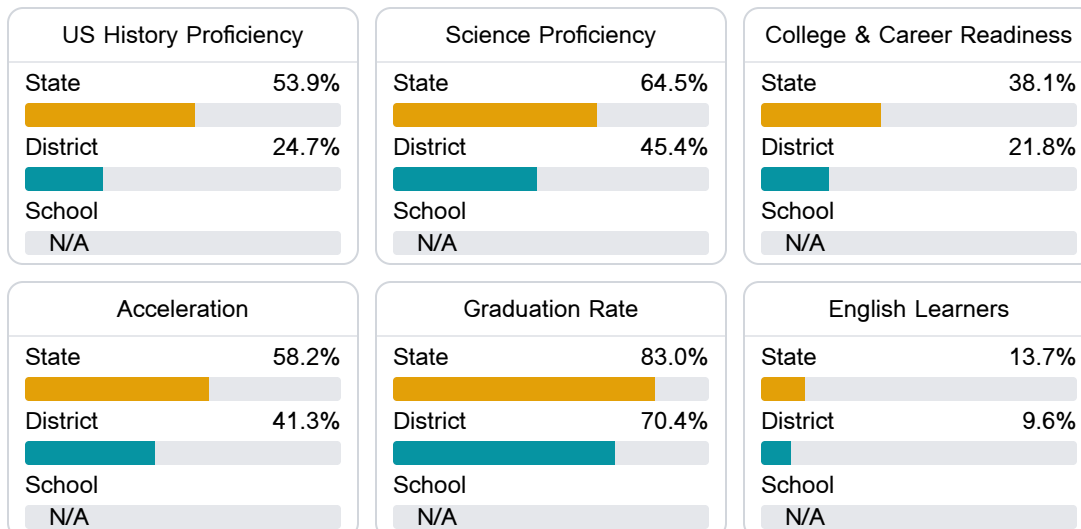
English

Measurements of student performance on the statewide English language arts (ELA) assessment.



Other Measures

Other measurements of student performance that factor into the accountability grade.



Teacher Data

18.6

Teachers



76.7%

Experienced Teachers

4.9%

Provisional Teachers

96.8%

In-Field Teachers

Detailed Assessment and Other Data

Student Performance

The following information shows each level of student performance on statewide assessments.

Math

Level 1		Level 2		Level 3		Level 4		Level 5	
State	6.8%	State	20.9%	State	30.5%	State	29.9%	State	11.9%
District	8.0%	District	27.1%	District	34.4%	District	24.1%	District	6.5%
School	7.5%	School	18.8%	School	29.2%	School	31.8%	School	12.7%
Minimal		Basic		Passing		Proficient		Advanced	

English

Level 1		Level 2		Level 3		Level 4		Level 5	
State	7.4%	State	20.4%	State	33.7%	State	29.0%	State	9.4%
District	11-20%	District	21-30%	District	31-40%	District	21-30%	District	0-10%
School	13.3%	School	27.6%	School	31.8%	School	17.2%	School	10.1%
Minimal		Basic		Passing		Proficient		Advanced	

Science

Level 1		Level 2		Level 3		Level 4	
State	13.6%	State	24.0%	State	20.7%	State	20.7%
District	24.0%	District	34.2%	District	7.0%	District	7.0%
School	N/A	School	N/A	School	N/A	School	N/A
Minimal		Basic		Proficient		Advanced	

Student Assessment Participation



Discipline



* Source: 2017-2018 Civil Rights Data Collection

Other Data



22.8%

Chronic Absenteeism



\$10,432.41

Per-Pupil Expenditure