



## Hattiesburg High School

Hattiesburg Public School District



301 HUTCHINSON AVE  
Hattiesburg, MS 39401



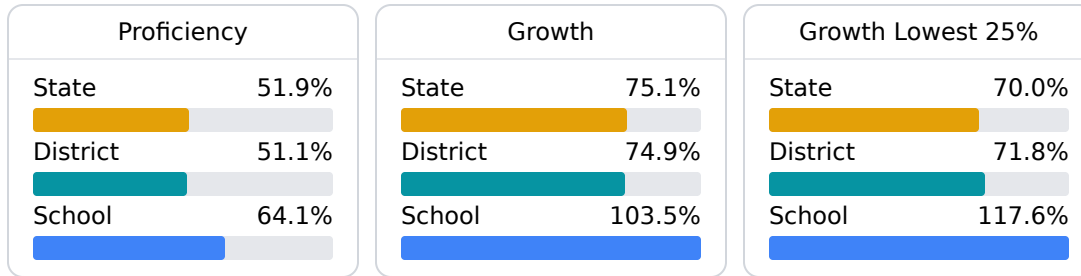
Victor Hubbard  
victor.hubbard@hattiesburgpsd.com

### School Accountability Grade Components

Mississippi's accountability system assigns "A" through "F" letter grades for schools and districts. Grades are based on student achievement, student growth, student participation in testing, and other academic measures.

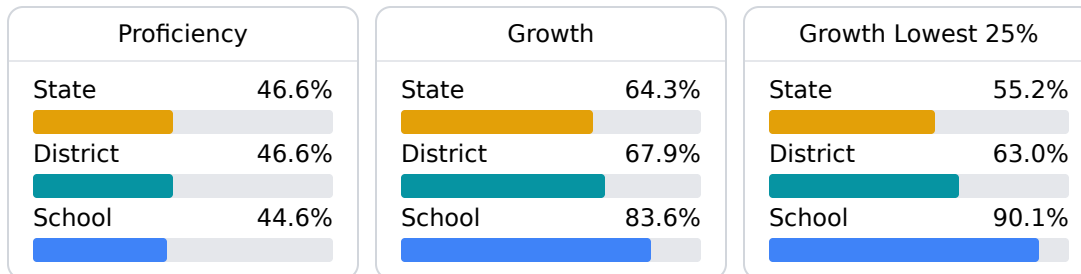
#### Math

Measurements of student performance on the statewide math assessment.



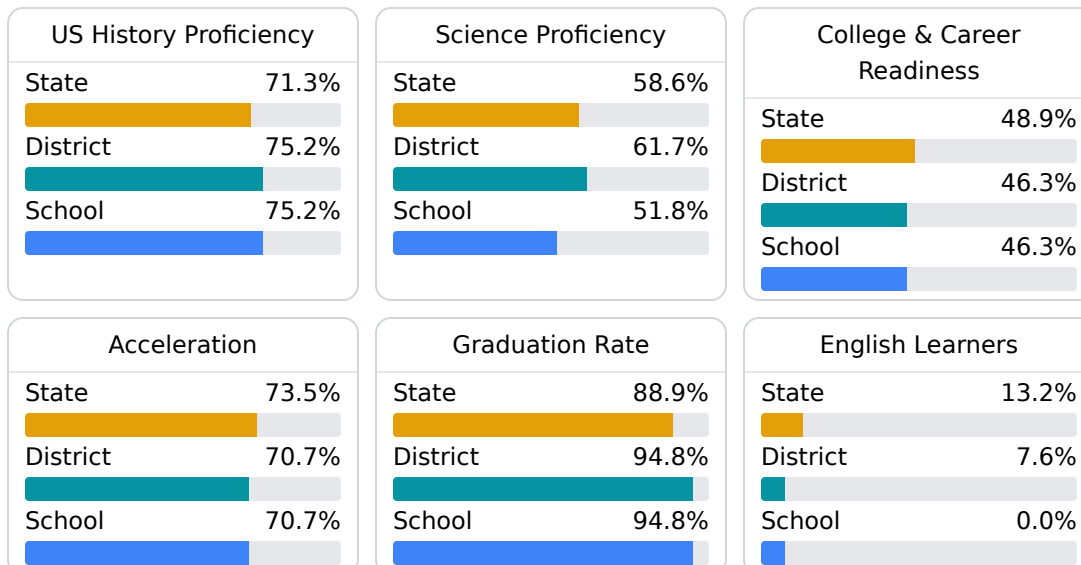
#### English

Measurements of student performance on the statewide English language arts (ELA) assessment.



#### Other Measures

Other measurements of student performance that factor into the accountability grade.



### Teacher Data

83.4

Teachers



72.2%

Experienced Teachers

4.2%

Provisional Teachers

92.9%

In-Field Teachers

## Detailed Assessment and Other Data

### Student Performance

The following information shows each level of student performance on statewide assessments.

#### Math

Level 1	Level 2	Level 3	Level 4	Level 5
State 0-10%	State 11-20%	State 21-30%	State 31-40%	State 11-20%
District 0-10%	District 11-20%	District 31-40%	District 31-40%	District 11-20%
School 0-10%	School 0-10%	School 21-30%	School 51-60%	School 0-10%
Minimal	Basic	Passing	Proficient	Advanced

#### English

Level 1	Level 2	Level 3	Level 4	Level 5
State 8.3%	State 17.0%	State 29.7%	State 29.3%	State 15.7%
District 6.8%	District 16.6%	District 33.3%	District 30.8%	District 12.5%
School 10.1%	School 18.5%	School 34.4%	School 22.5%	School 14.5%
Minimal	Basic	Passing	Proficient	Advanced

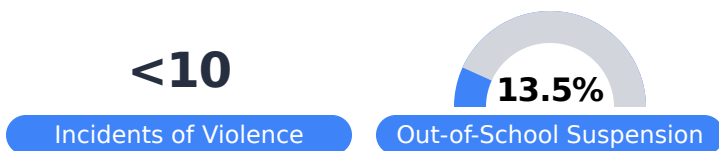
#### Science

Level 1	Level 2	Level 3	Level 4	Level 5
State 11.4%	State 11.9%	State 20.8%	State 33.6%	State 22.3%
District 8.8%	District 11.3%	District 21.1%	District 38.0%	District 20.9%
School 12.5%	School 15.4%	School 22.1%	School 35.0%	School 15.0%
Minimal	Basic	Passing	Proficient	Advanced

### Student Assessment Participation



### Discipline



### Other Data



**30.5%**

Chronic Absenteeism



**\$15,174.66**

Per-Pupil Expenditure



**46.0%**

Post-Secondary Enrollment



**47.5%**

Advanced Course Participation