



Earl Travillion Attendance Center

Forrest County School District



316 Travillion Drive
Hattiesburg, MS 39401



Annessia Dawson
adawson@fcsd.us

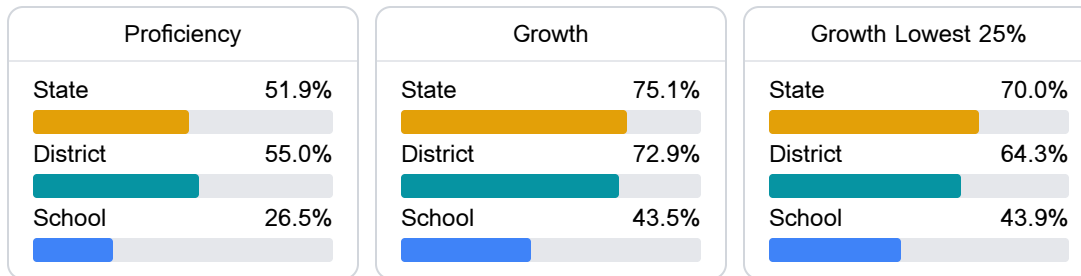
Identified for **Additional Targeted Support and Improvement**

School Accountability Grade Components

Mississippi's accountability system assigns "A" through "F" letter grades for schools and districts. Grades are based on student achievement, student growth, student participation in testing, and other academic measures.

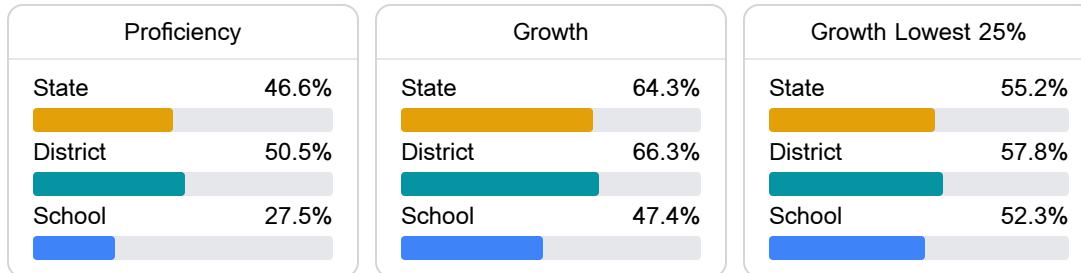
Math

Measurements of student performance on the statewide math assessment.



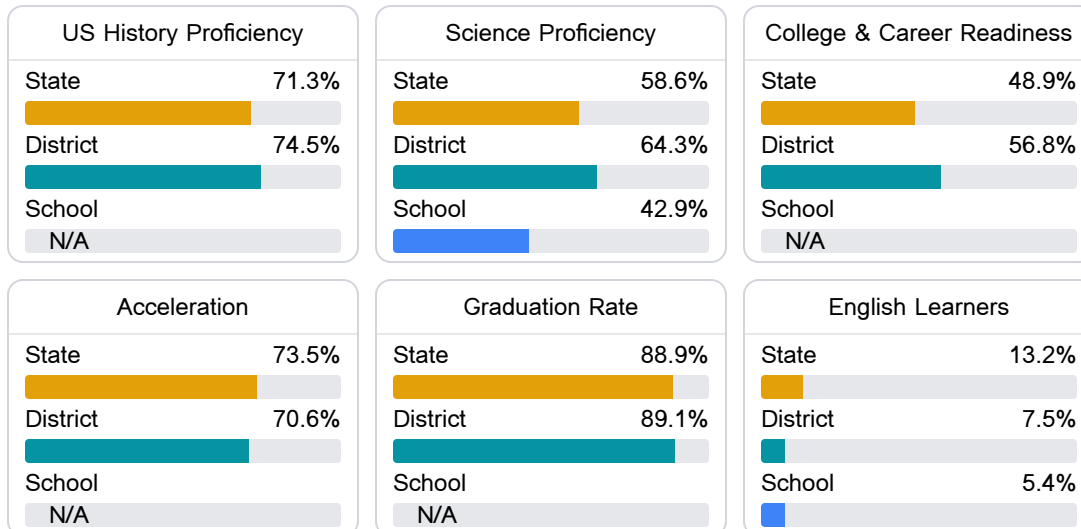
English

Measurements of student performance on the statewide English language arts (ELA) assessment.



Other Measures

Other measurements of student performance that factor into the accountability grade.



Teacher Data

26.6

Teachers



76.0%

Experienced Teachers

6.6%

Provisional Teachers

98.6%

In-Field Teachers

Detailed Assessment and Other Data

Student Performance

The following information shows each level of student performance on statewide assessments.

Math

Level 1		Level 2		Level 3		Level 4		Level 5	
State	0-10%	State	11-20%	State	21-30%	State	31-40%	State	11-20%
District	0-10%	District	11-20%	District	21-30%	District	31-40%	District	11-20%
School	6.5%	School	32.0%	School	35.3%	School	20.9%	School	5.2%
Minimal		Basic		Passing		Proficient		Advanced	

English

Level 1		Level 2		Level 3		Level 4		Level 5	
State	8.3%	State	17.0%	State	29.7%	State	29.3%	State	15.7%
District	0-10%	District	11-20%	District	31-40%	District	31-40%	District	11-20%
School	12.3%	School	23.2%	School	39.4%	School	18.1%	School	7.1%
Minimal		Basic		Passing		Proficient		Advanced	

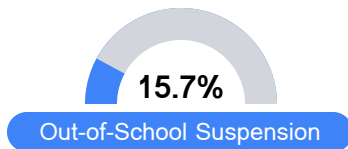
Science

Level 1		Level 2		Level 3		Level 4		Level 5	
State	11.4%	State	11.9%	State	20.8%	State	33.6%	State	22.3%
District	5.8%	District	8.3%	District	21.7%	District	36.5%	District	27.7%
School	9.6%	School	17.3%	School	28.9%	School	32.7%	School	11.5%
Minimal		Basic		Passing		Proficient		Advanced	

Student Assessment Participation



Discipline



Other Data



30.5 %

Chronic Absenteeism



\$14,682.14

Per-Pupil Expenditure