



Earl Travillion Attendance Center

Forrest County School District



316 Travillion Drive
Hattiesburg, MS 39401



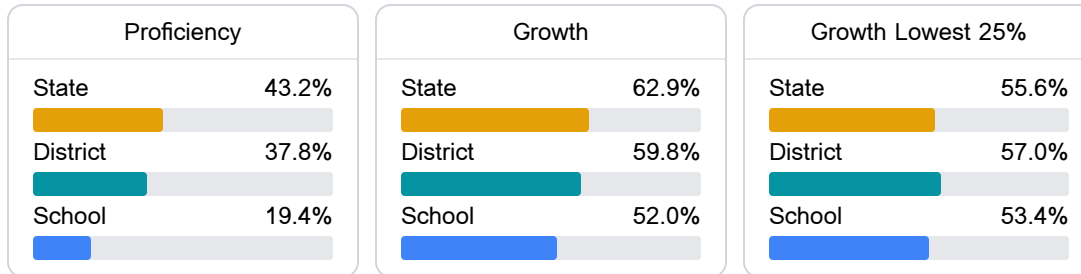
ANNESSIA DAWSON
adawson@fcsd.us

School Accountability Grade Components

Mississippi's accountability system assigns "A" through "F" letter grades for schools and districts. Grades are based on student achievement, student growth, student participation in testing, and other academic measures.

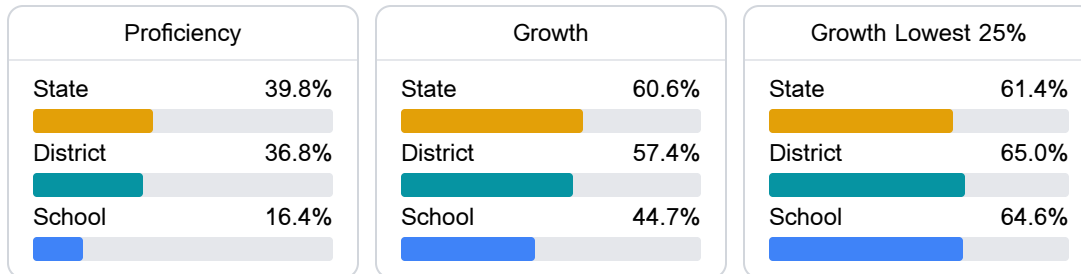
Math

Measurements of student performance on the statewide math assessment.



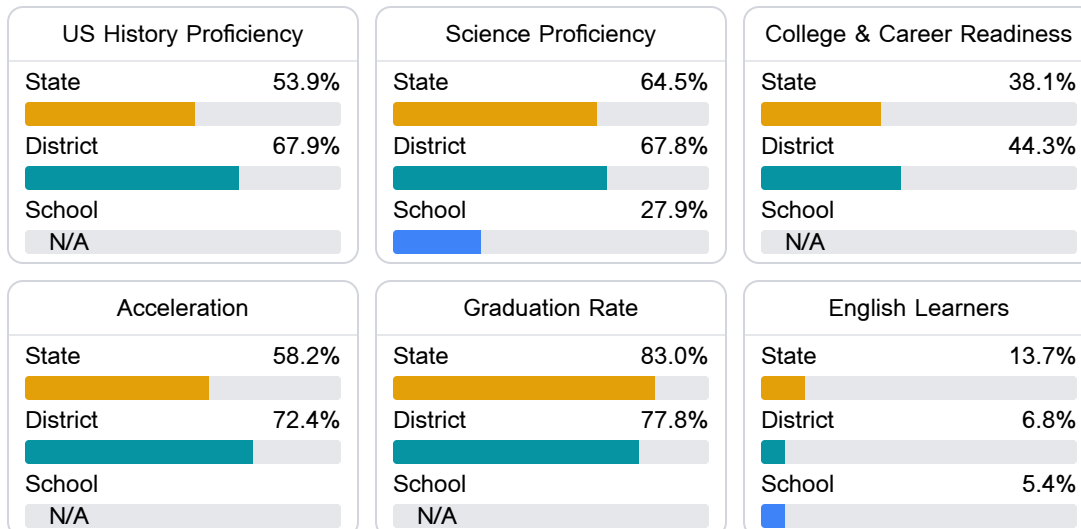
English

Measurements of student performance on the statewide English language arts (ELA) assessment.



Other Measures

Other measurements of student performance that factor into the accountability grade.



Teacher Data

23.7

Teachers



66.6%

Experienced Teachers

4.2%

Provisional Teachers

97.1%

In-Field Teachers

Detailed Assessment and Other Data

Student Performance

The following information shows each level of student performance on statewide assessments.

Math

Level 1		Level 2		Level 3		Level 4		Level 5	
State	6.8%	State	20.9%	State	30.5%	State	29.9%	State	11.9%
District	5.7%	District	22.3%	District	34.0%	District	31.0%	District	7.0%
School	11-20%	School	31-40%	School	21-30%	School	11-20%	School	0-10%
Minimal		Basic		Passing		Proficient		Advanced	

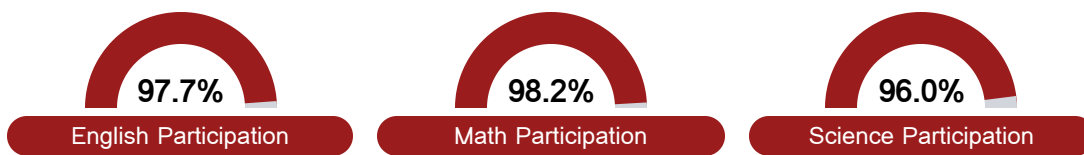
English

Level 1		Level 2		Level 3		Level 4		Level 5	
State	7.4%	State	20.4%	State	33.7%	State	29.0%	State	9.4%
District	5.2%	District	19.9%	District	39.2%	District	28.1%	District	7.7%
School	11-20%	School	21-30%	School	41-50%	School	11-20%	School	0-10%
Minimal		Basic		Passing		Proficient		Advanced	

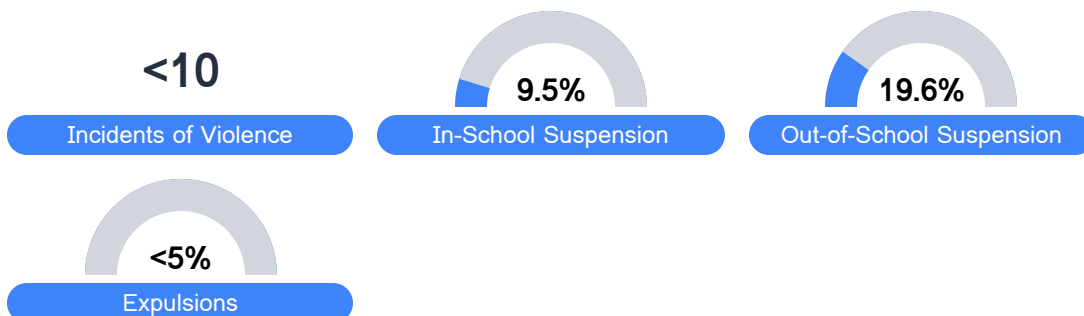
Science

Level 1		Level 2		Level 3		Level 4	
State	13.6%	State	24.0%	State	20.7%	State	20.7%
District	7.8%	District	24.8%	District	20.0%	District	20.0%
School	34.7%	School	38.9%	School	9.7%	School	9.7%
Minimal		Basic		Proficient		Advanced	

Student Assessment Participation



Discipline



* Source: 2017-2018 Civil Rights Data Collection

Other Data



15.6%

Chronic Absenteeism



\$9,438.28

Per-Pupil Expenditure