



## Center Hill High School

Desoto County School District



13250 KIRK ROAD  
Olive Branch, MS 38654



Jason Witt  
jason.witt@dcsms.org

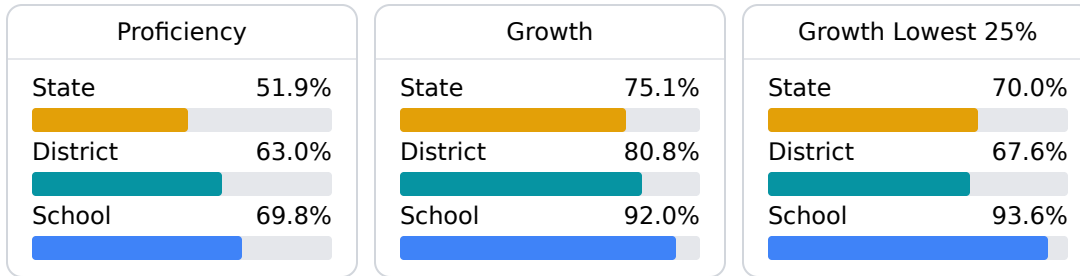
Identified for **Additional Targeted Support and Improvement**

### School Accountability Grade Components

Mississippi's accountability system assigns "A" through "F" letter grades for schools and districts. Grades are based on student achievement, student growth, student participation in testing, and other academic measures.

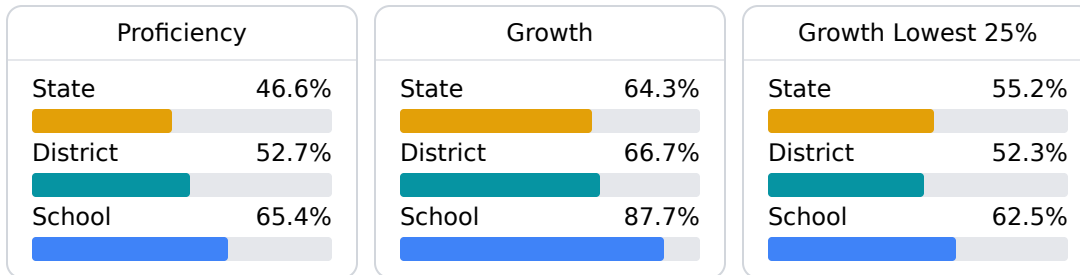
#### Math

Measurements of student performance on the statewide math assessment.



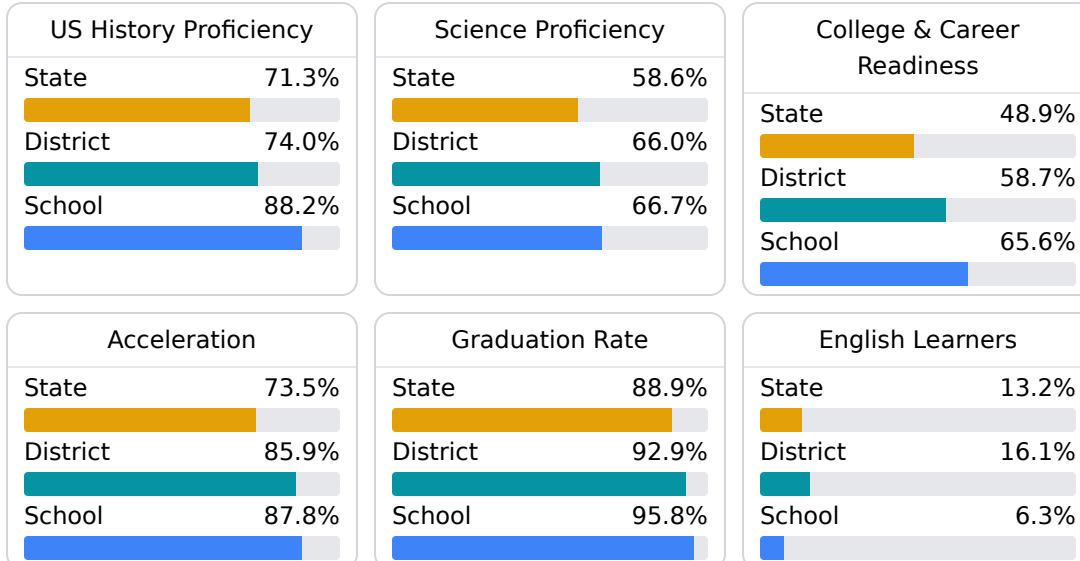
#### English

Measurements of student performance on the statewide English language arts (ELA) assessment.



#### Other Measures

Other measurements of student performance that factor into the accountability grade.



### Teacher Data

65.6

Teachers



73.0%

Experienced Teachers

16.0%

Provisional Teachers

99.2%

In-Field Teachers

## Detailed Assessment and Other Data

### Student Performance

The following information shows each level of student performance on statewide assessments.

#### Math

Level 1		Level 2		Level 3		Level 4		Level 5	
State	0-10%	State	11-20%	State	21-30%	State	31-40%	State	11-20%
District	0-10%	District	11-20%	District	21-30%	District	31-40%	District	21-30%
School	0-10%	School	0-10%	School	11-20%	School	31-40%	School	31-40%
Minimal		Basic		Passing		Proficient		Advanced	

#### English

Level 1		Level 2		Level 3		Level 4		Level 5	
State	8.3%	State	17.0%	State	29.7%	State	29.3%	State	15.7%
District	7.1%	District	15.0%	District	27.1%	District	31.7%	District	19.2%
School	7.3%	School	11.8%	School	19.4%	School	30.5%	School	31.1%
Minimal		Basic		Passing		Proficient		Advanced	

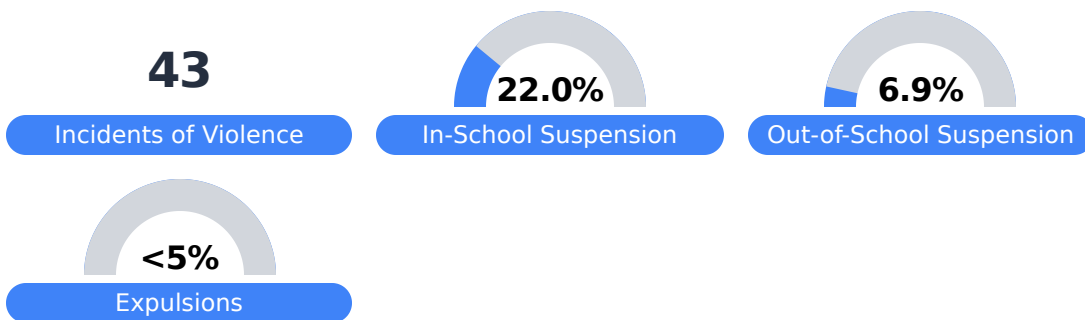
#### Science

Level 1		Level 2		Level 3		Level 4		Level 5	
State	11.4%	State	11.9%	State	20.8%	State	33.6%	State	22.3%
District	9.2%	District	10.2%	District	18.6%	District	34.1%	District	28.0%
School	13.0%	School	13.0%	School	10.2%	School	36.5%	School	27.3%
Minimal		Basic		Passing		Proficient		Advanced	

### Student Assessment Participation



### Discipline



### Other Data



**31.5%**

Chronic Absenteeism



**\$9,779.84**

Per-Pupil Expenditure



**68.6%**

Post-Secondary Enrollment



**62.0%**

Advanced Course Participation