

School Report Card 2022 - 2023

For more detailed information, please visit <https://msrc.mdek12.org>.



Desoto Central High School

Desoto County School District



2911 Central Parkway
Southaven, MS 38672



Shane Jones
shane.jones@dcsms.org

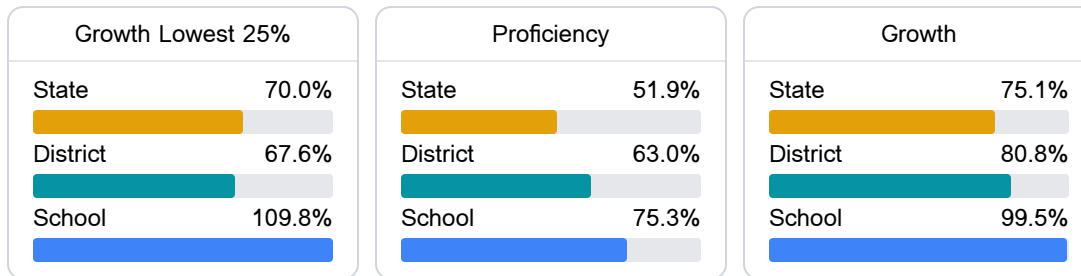
Identified for **Additional Targeted Support and Improvement**

School Accountability Grade Components

Mississippi's accountability system assigns "A" through "F" letter grades for schools and districts. Grades are based on student achievement, student growth, student participation in testing, and other academic measures.

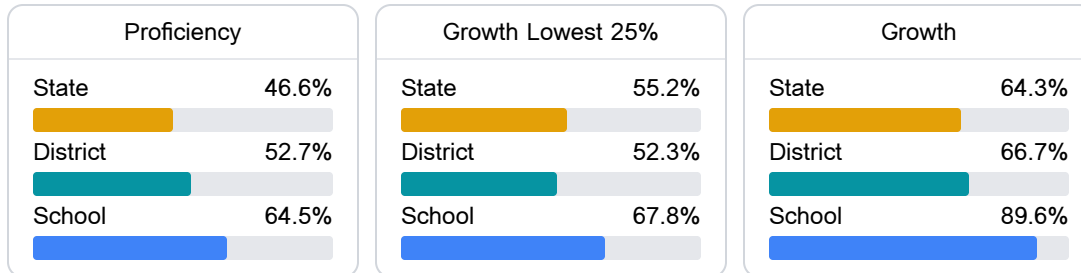
Math

Measurements of student performance on the statewide math assessment.



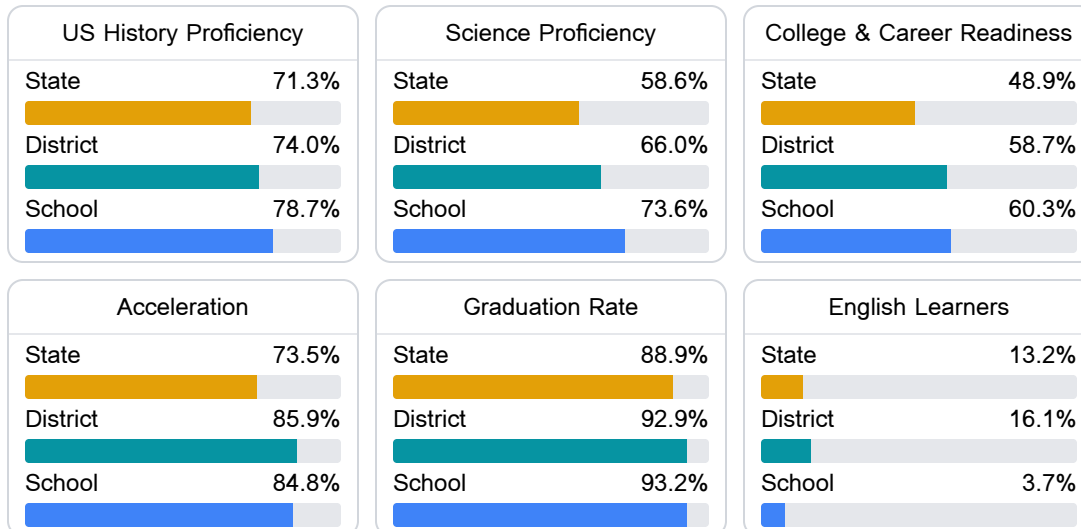
English

Measurements of student performance on the statewide English language arts (ELA) assessment.



Other Measures

Other measurements of student performance that factor into the accountability grade.



Teacher Data

108.6

Teachers



72.4%

Experienced Teachers

12.7%

Provisional Teachers

99.4%

In-Field Teachers

Detailed Assessment and Other Data

Student Performance

The following information shows each level of student performance on statewide assessments.

Math

Level 1		Level 2		Level 3		Level 4		Level 5	
State	0-10%	State	11-20%	State	21-30%	State	31-40%	State	11-20%
District	0-10%	District	11-20%	District	21-30%	District	31-40%	District	21-30%
School	0-10%	School	0-10%	School	11-20%	School	51-60%	School	21-30%
Minimal		Basic		Passing		Proficient		Advanced	

English

Level 1		Level 2		Level 3		Level 4		Level 5	
State	8.3%	State	17.0%	State	29.7%	State	29.3%	State	15.7%
District	7.1%	District	15.0%	District	27.1%	District	31.7%	District	19.2%
School	5.2%	School	14.0%	School	22.0%	School	26.8%	School	32.1%
Minimal		Basic		Passing		Proficient		Advanced	

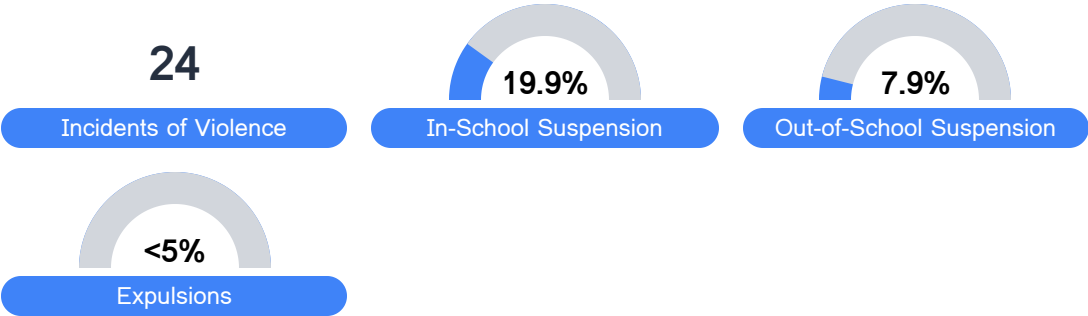
Science

Level 1		Level 2		Level 3		Level 4		Level 5	
State	11.4%	State	11.9%	State	20.8%	State	33.6%	State	22.3%
District	9.2%	District	10.2%	District	18.6%	District	34.1%	District	28.0%
School	9.7%	School	12.6%	School	18.7%	School	36.0%	School	23.0%
Minimal		Basic		Passing		Proficient		Advanced	

Student Assessment Participation



Discipline



Other Data

