

Southaven Middle School

Desoto County School District

899 RASCO ROAD
Southaven, MS 38671

Shameka Bradley
shameka.bradley@dcsms.org

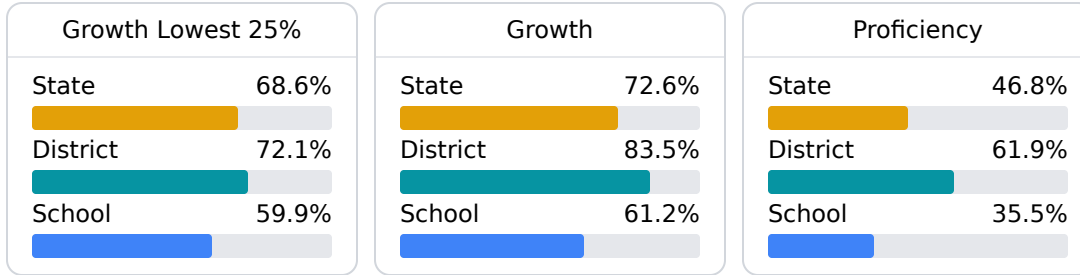
Identified for **Additional Targeted Support and Improvement**

School Accountability Grade Components

Mississippi's accountability system assigns "A" through "F" letter grades for schools and districts. Grades are based on student achievement, student growth, student participation in testing, and other academic measures. COVID - 19 pandemic disruptions continue to be reflected in 2021 - 2022 accountability data, particularly growth data.

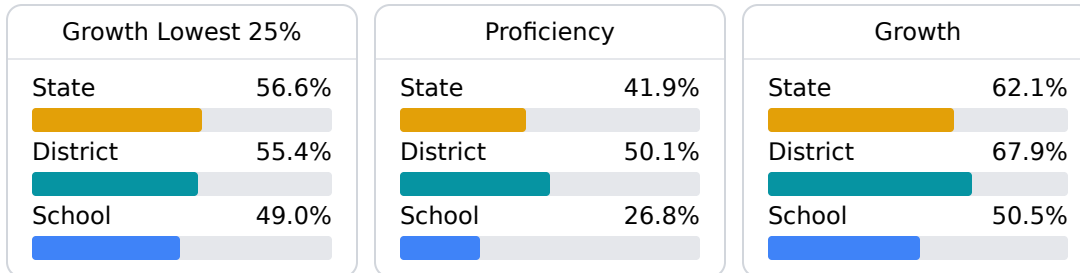
Math

Measurements of student performance on the statewide math assessment.



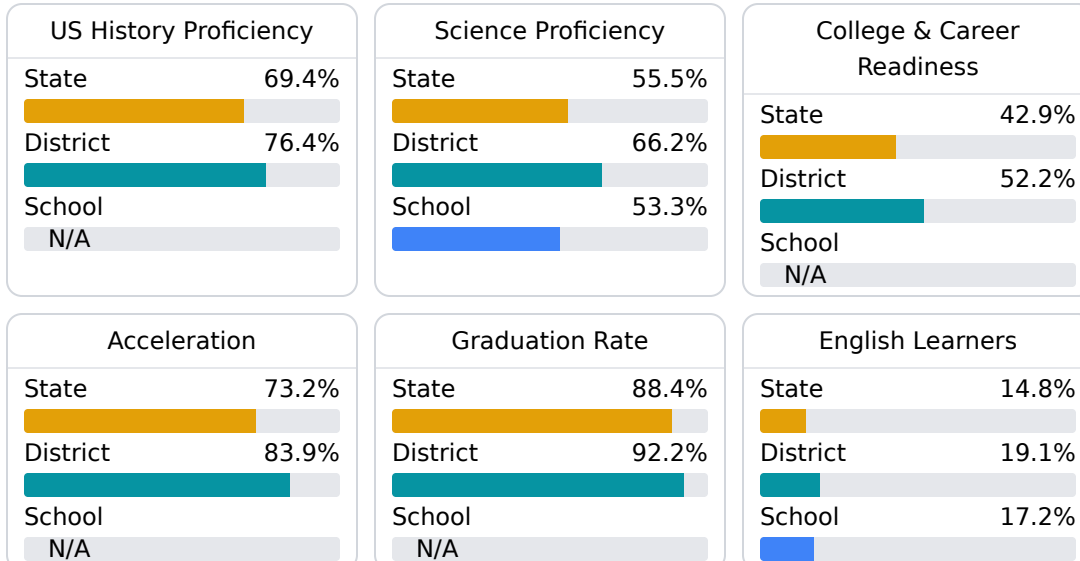
English

Measurements of student performance on the statewide English language arts (ELA) assessment.



Other Measures

Other measurements of student performance that factor into the accountability grade.



Teacher Data

93.1

Teachers



60.5%

Experienced Teachers

18.5%

Provisional Teachers

100.0%

In-Field Teachers

Detailed Assessment and Other Data

Student Performance

The following information shows each level of student performance on statewide assessments.

Math

Level 1		Level 2		Level 3		Level 4		Level 5	
State	7.0%	State	19.3%	State	27.3%	State	31.5%	State	15.0%
District	0-10%	District	11-20%	District	21-30%	District	31-40%	District	21-30%
School	9.6%	School	26.2%	School	29.8%	School	26.2%	School	8.2%
Minimal		Basic		Passing		Proficient		Advanced	

English

Level 1		Level 2		Level 3		Level 4		Level 5	
State	8.6%	State	18.9%	State	31.3%	State	29.1%	State	12.1%
District	6.5%	District	15.3%	District	29.0%	District	32.8%	District	16.4%
School	12.7%	School	27.9%	School	33.4%	School	17.3%	School	8.7%
Minimal		Basic		Passing		Proficient		Advanced	

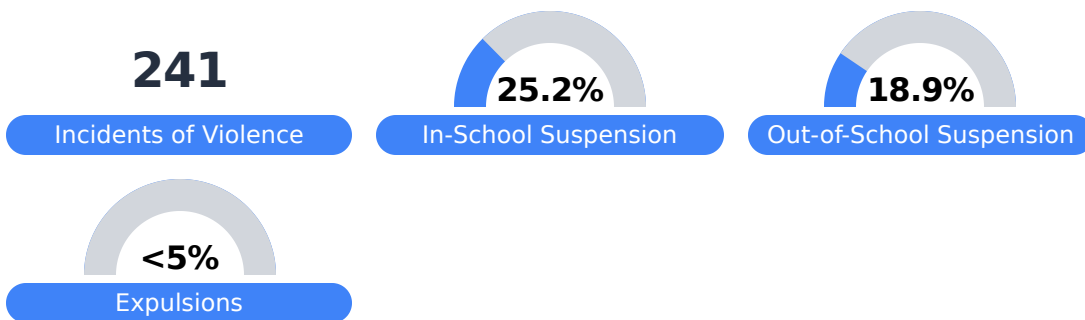
Science

Level 1		Level 2		Level 3		Level 4		Level 5	
State	11.0%	State	12.4%	State	22.5%	State	34.7%	State	19.4%
District	7.4%	District	9.4%	District	18.7%	District	37.7%	District	26.9%
School	11.0%	School	13.9%	School	24.1%	School	36.3%	School	14.7%
Minimal		Basic		Passing		Proficient		Advanced	

Student Assessment Participation



Discipline



Other Data



35.2%

Chronic Absenteeism



\$7,491.45

Per-Pupil Expenditure