



## Shadow Oaks Elementary School

Desoto County School District



3780 SHADOW OAKS PARKWAY  
Horn Lake, MS 38637



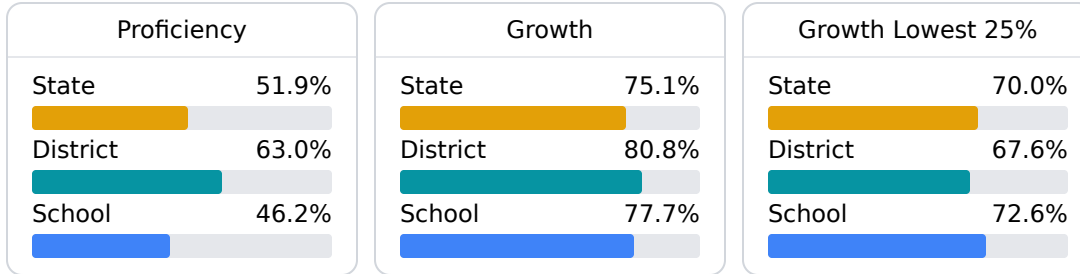
Michaela Smith  
michaela.smith@dcsms.org

### School Accountability Grade Components

Mississippi's accountability system assigns "A" through "F" letter grades for schools and districts. Grades are based on student achievement, student growth, student participation in testing, and other academic measures.

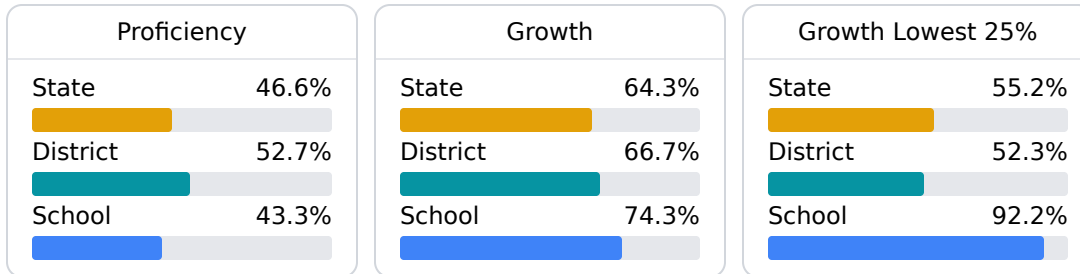
#### Math

Measurements of student performance on the statewide math assessment.



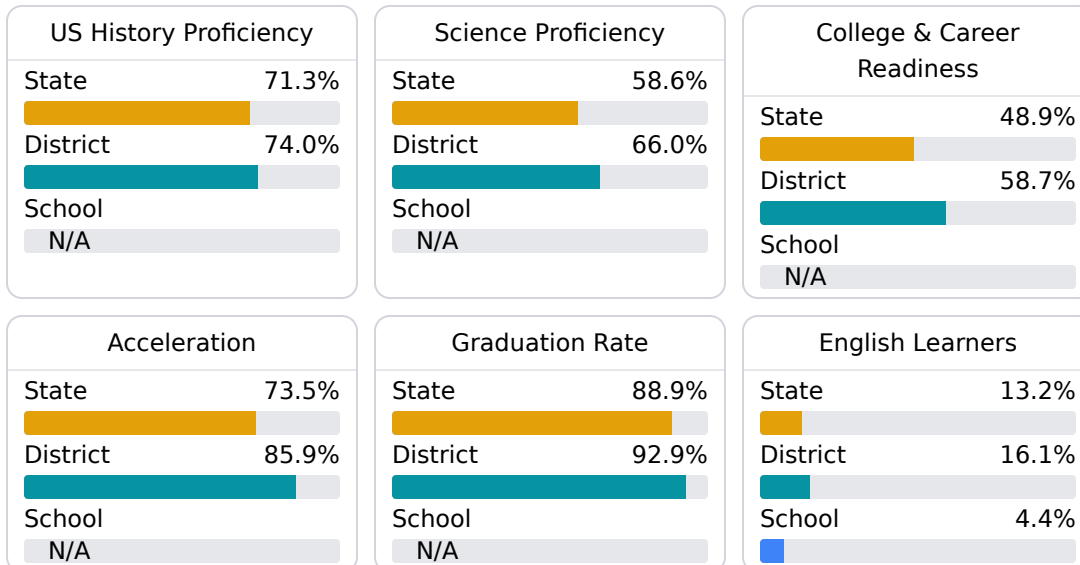
#### English

Measurements of student performance on the statewide English language arts (ELA) assessment.



#### Other Measures

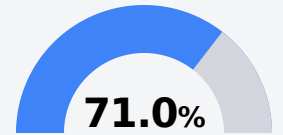
Other measurements of student performance that factor into the accountability grade.



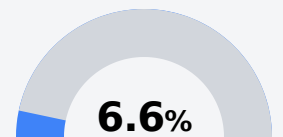
### Teacher Data

30.1

Teachers



Experienced Teachers



Provisional Teachers



In-Field Teachers

## Detailed Assessment and Other Data

### Student Performance

The following information shows each level of student performance on statewide assessments.

#### Math

Level 1	Level 2	Level 3	Level 4	Level 5
State 0-10%	State 11-20%	State 21-30%	State 31-40%	State 11-20%
District 0-10%	District 11-20%	District 21-30%	District 31-40%	District 21-30%
School N/A	School N/A	School N/A	School N/A	School N/A
Minimal	Basic	Passing	Proficient	Advanced

#### English

Level 1	Level 2	Level 3	Level 4	Level 5
State 8.3%	State 17.0%	State 29.7%	State 29.3%	State 15.7%
District 7.1%	District 15.0%	District 27.1%	District 31.7%	District 19.2%
School N/A	School N/A	School N/A	School N/A	School N/A
Minimal	Basic	Passing	Proficient	Advanced

#### Science

Level 1	Level 2	Level 3	Level 4	Level 5
State 11.4%	State 11.9%	State 20.8%	State 33.6%	State 22.3%
District 9.2%	District 10.2%	District 18.6%	District 34.1%	District 28.0%
School N/A	School N/A	School N/A	School N/A	School N/A
Minimal	Basic	Passing	Proficient	Advanced

### Discipline

**<10**

Incidents of Violence

**<5%**

In-School Suspension

**<5%**

Out-of-School Suspension

### Other Data



**32.9%**

Chronic Absenteeism



**\$9,843.14**

Per-Pupil Expenditure