



## Olive Branch Elementary

Desoto County School District



9549 E PIGEON ROOST ROAD  
Olive Branch, MS 38654



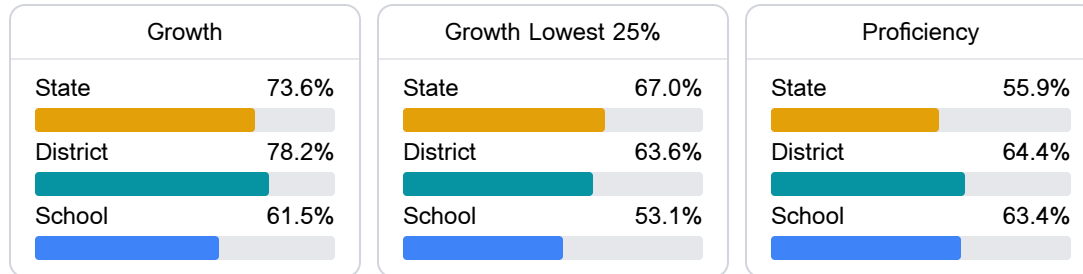
Christy Upchurch  
[christy.upchurch@dcsms.org](mailto:christy.upchurch@dcsms.org)

### School Accountability Grade Components

Mississippi's accountability system assigns "A" through "F" letter grades for schools and districts. Grades are based on student achievement, student growth, student participation in testing, and other academic measures.

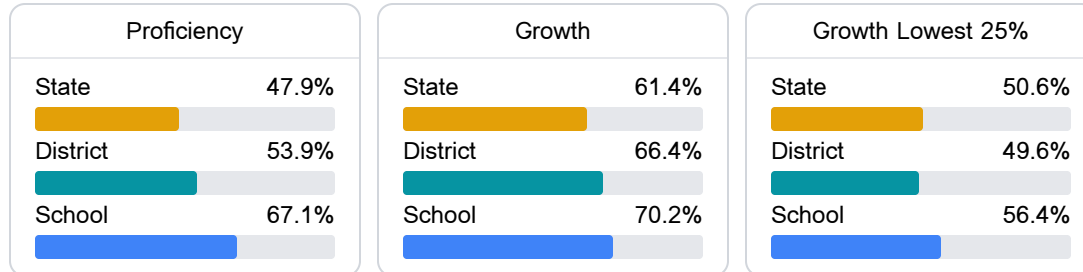
#### Math

Measurements of student performance on the statewide math assessment.



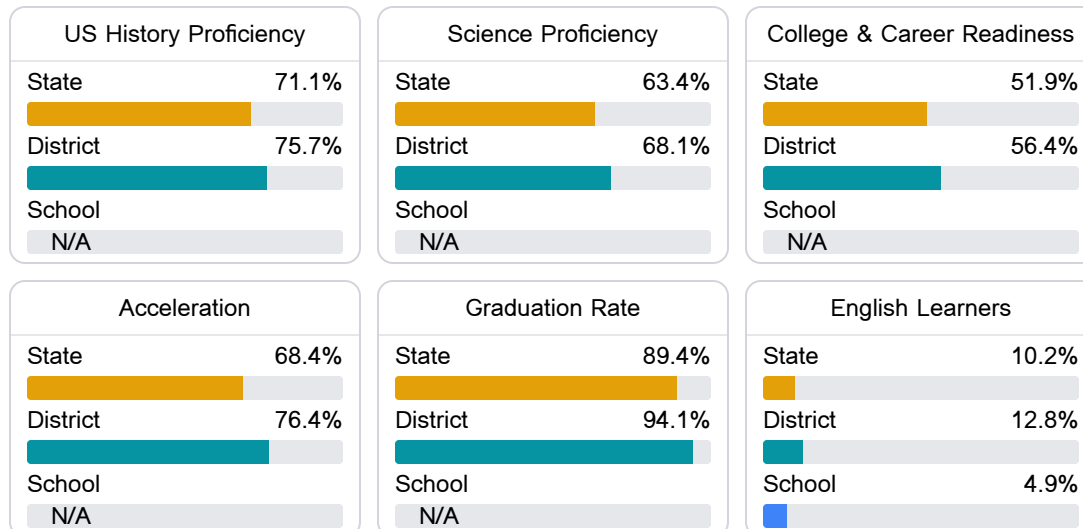
#### English

Measurements of student performance on the statewide English language arts (ELA) assessment.



#### Other Measures

Other measurements of student performance that factor into the accountability grade.



### Teacher Data

32.5

Teachers



75.4%

Experienced Teachers

0.0%

Provisional Teachers

100.0%

In-Field Teachers

Detailed Assessment and Other Data

Student Performance

The following information shows each level of student performance on statewide assessments.

Math

| Level 1  |       | Level 2  |        | Level 3  |        | Level 4    |        | Level 5  |        |
|----------|-------|----------|--------|----------|--------|------------|--------|----------|--------|
| State    | 0-10% | State    | 11-20% | State    | 21-30% | State      | 31-40% | State    | 11-20% |
| District | 0-10% | District | 11-20% | District | 21-30% | District   | 31-40% | District | 21-30% |
| School   | N/A   | School   | N/A    | School   | N/A    | School     | N/A    | School   | N/A    |
| Minimal  |       | Basic    |        | Passing  |        | Proficient |        | Advanced |        |

English

| Level 1  |      | Level 2  |       | Level 3  |       | Level 4    |       | Level 5  |       |
|----------|------|----------|-------|----------|-------|------------|-------|----------|-------|
| State    | 9.1% | State    | 17.9% | State    | 27.3% | State      | 28.8% | State    | 16.9% |
| District | 7.8% | District | 15.6% | District | 25.0% | District   | 30.7% | District | 21.0% |
| School   | N/A  | School   | N/A   | School   | N/A   | School     | N/A   | School   | N/A   |
| Minimal  |      | Basic    |       | Passing  |       | Proficient |       | Advanced |       |

Science

| Level 1  |       | Level 2  |       | Level 3  |       | Level 4    |       | Level 5  |       |
|----------|-------|----------|-------|----------|-------|------------|-------|----------|-------|
| State    | 11.2% | State    | 11.0% | State    | 19.5% | State      | 34.8% | State    | 23.5% |
| District | 7.8%  | District | 8.9%  | District | 18.0% | District   | 37.8% | District | 27.5% |
| School   | N/A   | School   | N/A   | School   | N/A   | School     | N/A   | School   | N/A   |
| Minimal  |       | Basic    |       | Passing  |       | Proficient |       | Advanced |       |

Discipline



Other Data

