

## B Horn Lake Intermediate School

Desoto County School District

6585 HORN LAKE ROAD  
Horn Lake, MS 38637

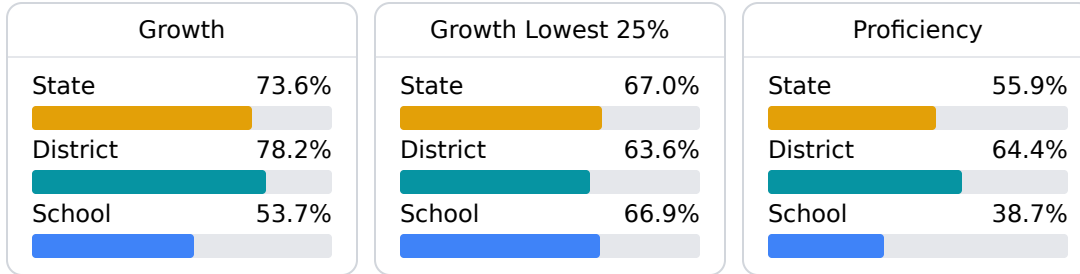
Crystal Robinson  
[crystal.robinson@dcsms.org](mailto:crystal.robinson@dcsms.org)

### School Accountability Grade Components

Mississippi's accountability system assigns "A" through "F" letter grades for schools and districts. Grades are based on student achievement, student growth, student participation in testing, and other academic measures.

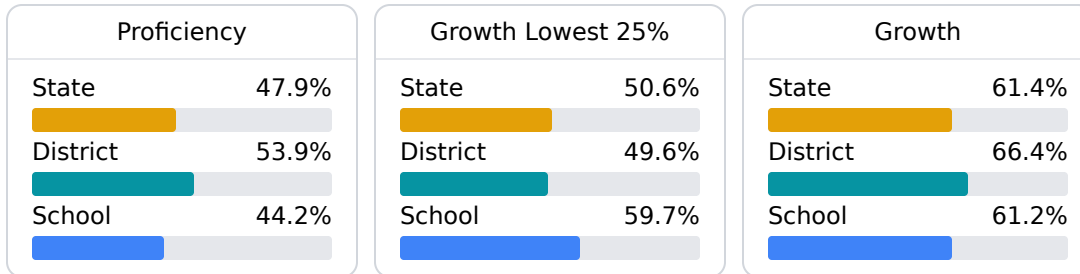
#### Math

Measurements of student performance on the statewide math assessment.



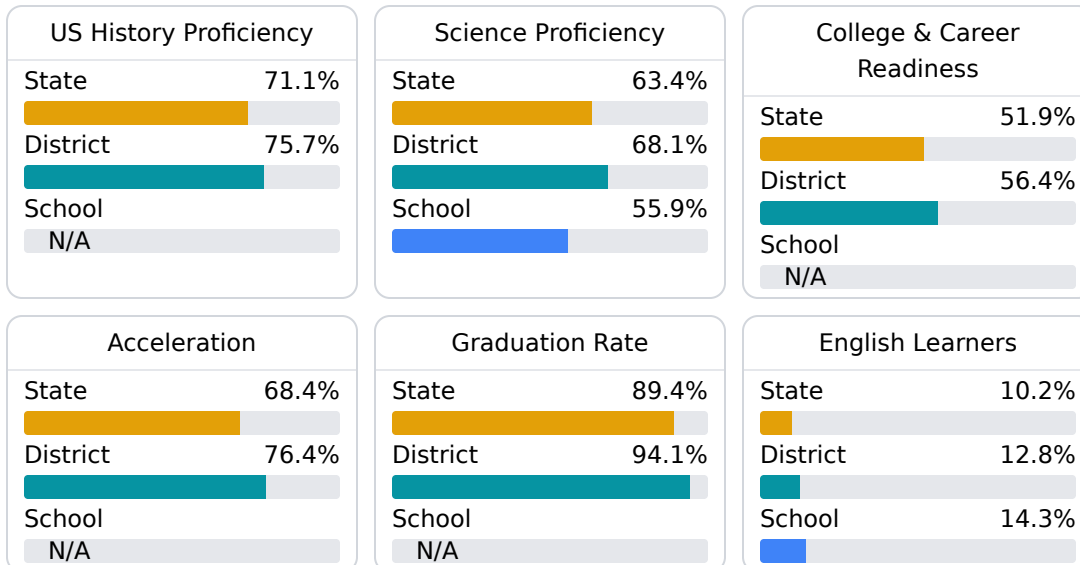
#### English

Measurements of student performance on the statewide English language arts (ELA) assessment.



#### Other Measures

Other measurements of student performance that factor into the accountability grade.



### Teacher Data

59.5

Teachers



70.2%

Experienced Teachers

1.7%

Provisional Teachers

98.3%

In-Field Teachers

## Detailed Assessment and Other Data

### Student Performance

The following information shows each level of student performance on statewide assessments.

#### Math

Level 1		Level 2		Level 3		Level 4		Level 5	
State	0-10%	State	11-20%	State	21-30%	State	31-40%	State	11-20%
District	0-10%	District	11-20%	District	21-30%	District	31-40%	District	21-30%
School	7.1%	School	21.3%	School	34.5%	School	28.1%	School	9.0%
Minimal		Basic		Passing		Proficient		Advanced	

#### English

Level 1		Level 2		Level 3		Level 4		Level 5	
State	9.1%	State	17.9%	State	27.3%	State	28.8%	State	16.9%
District	7.8%	District	15.6%	District	25.0%	District	30.7%	District	21.0%
School	11.8%	School	19.6%	School	26.1%	School	33.2%	School	9.4%
Minimal		Basic		Passing		Proficient		Advanced	

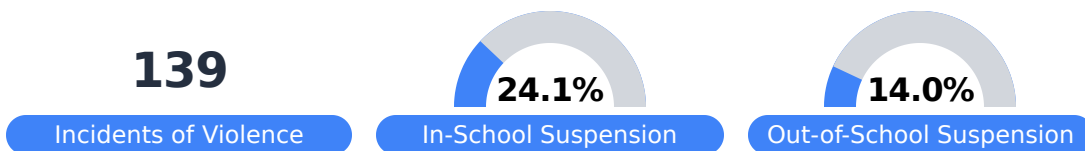
#### Science

Level 1		Level 2		Level 3		Level 4		Level 5	
State	11.2%	State	11.0%	State	19.5%	State	34.8%	State	23.5%
District	7.8%	District	8.9%	District	18.0%	District	37.8%	District	27.5%
School	11.8%	School	11.1%	School	23.2%	School	38.2%	School	15.7%
Minimal		Basic		Passing		Proficient		Advanced	

## Student Assessment Participation



## Discipline



## Other Data



**32.5%**

Chronic Absenteeism