

B Horn Lake Intermediate School

Desoto County School District

6585 HORN LAKE ROAD
Horn Lake, MS 38637

Crystal Robinson
crystal.robinson@dcsms.org

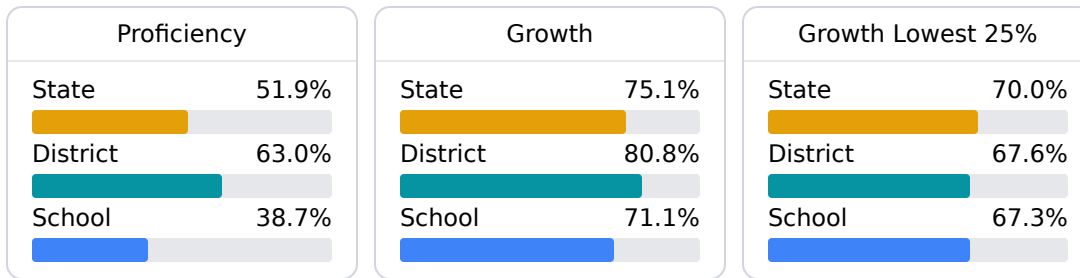
Identified for **Comprehensive Support and Improvement**

School Accountability Grade Components

Mississippi's accountability system assigns "A" through "F" letter grades for schools and districts. Grades are based on student achievement, student growth, student participation in testing, and other academic measures.

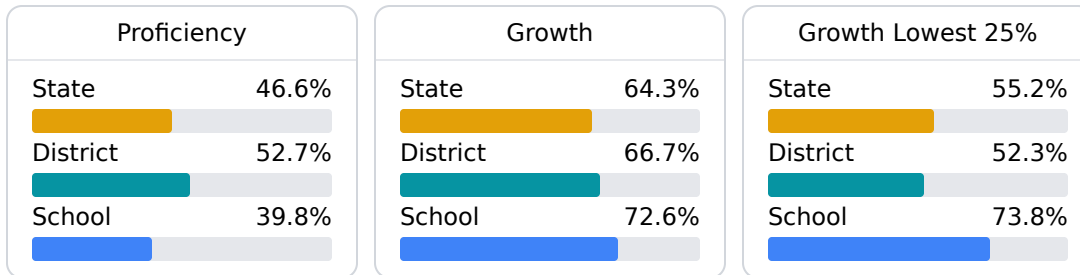
Math

Measurements of student performance on the statewide math assessment.



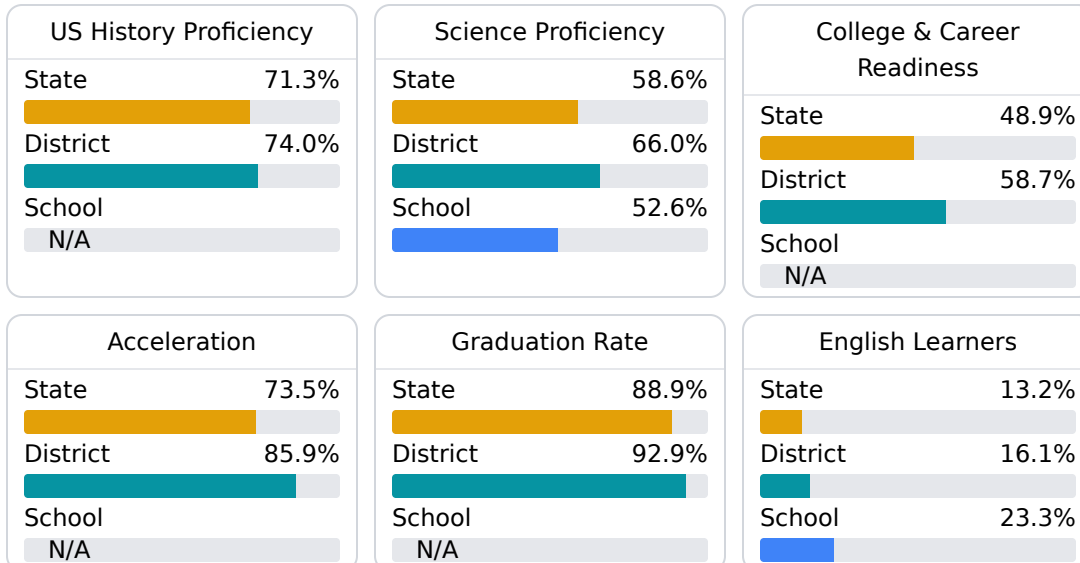
English

Measurements of student performance on the statewide English language arts (ELA) assessment.



Other Measures

Other measurements of student performance that factor into the accountability grade.



Teacher Data

65.9

Teachers



66.2%

Experienced Teachers

0.4%

Provisional Teachers

100.0%

In-Field Teachers

Detailed Assessment and Other Data

Student Performance

The following information shows each level of student performance on statewide assessments.

Math

Level 1		Level 2		Level 3		Level 4		Level 5	
State	0-10%	State	11-20%	State	21-30%	State	31-40%	State	11-20%
District	0-10%	District	11-20%	District	21-30%	District	31-40%	District	21-30%
School	7.9%	School	24.0%	School	31.0%	School	24.8%	School	12.3%
Minimal		Basic		Passing		Proficient		Advanced	

English

Level 1		Level 2		Level 3		Level 4		Level 5	
State	8.3%	State	17.0%	State	29.7%	State	29.3%	State	15.7%
District	7.1%	District	15.0%	District	27.1%	District	31.7%	District	19.2%
School	10.9%	School	23.7%	School	27.6%	School	30.6%	School	7.3%
Minimal		Basic		Passing		Proficient		Advanced	

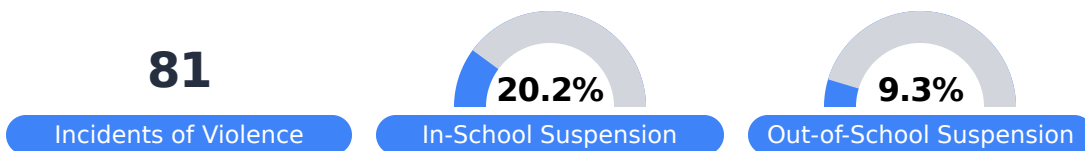
Science

Level 1		Level 2		Level 3		Level 4		Level 5	
State	11.4%	State	11.9%	State	20.8%	State	33.6%	State	22.3%
District	9.2%	District	10.2%	District	18.6%	District	34.1%	District	28.0%
School	9.6%	School	15.6%	School	24.2%	School	33.1%	School	17.5%
Minimal		Basic		Passing		Proficient		Advanced	

Student Assessment Participation



Discipline



Other Data



33.5%

Chronic Absenteeism



\$9,612.85

Per-Pupil Expenditure