



## Horn Lake Intermediate School

Desoto County School District



6585 HORN LAKE ROAD  
Horn Lake, MS 38637



ANNA CLAIRE PARKER  
annaclaire.parker@dcsms.org

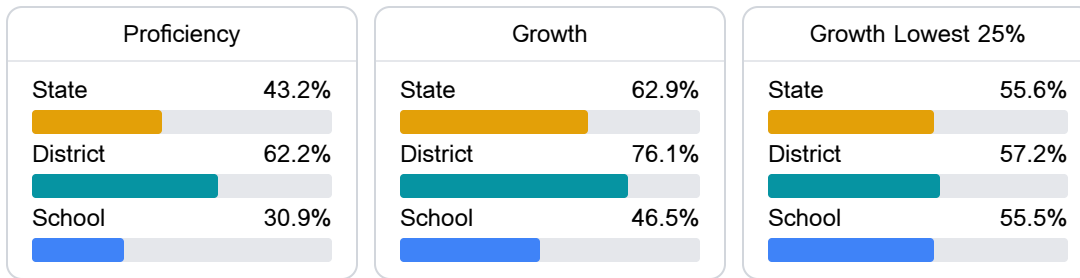
Identified for **Additional Targeted Support and Improvement**

### School Accountability Grade Components

Mississippi's accountability system assigns "A" through "F" letter grades for schools and districts. Grades are based on student achievement, student growth, student participation in testing, and other academic measures.

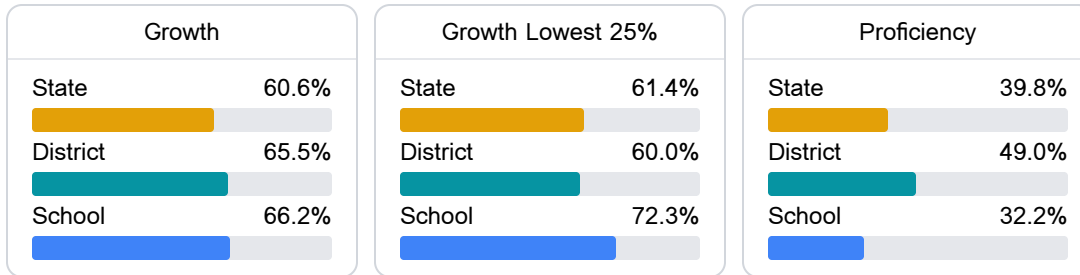
#### Math

Measurements of student performance on the statewide math assessment.



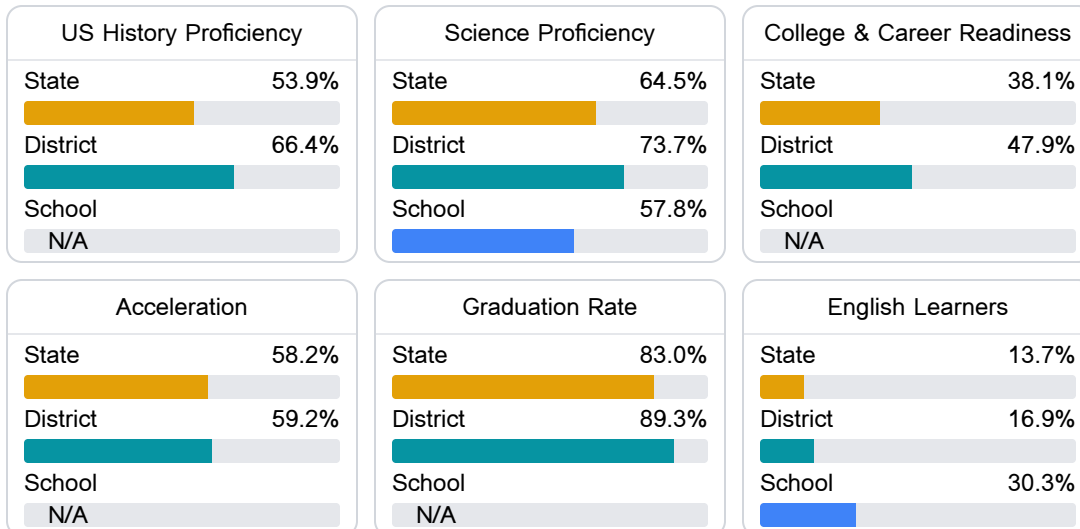
#### English

Measurements of student performance on the statewide English language arts (ELA) assessment.



#### Other Measures

Other measurements of student performance that factor into the accountability grade.



### Teacher Data

66.8

Teachers



58.1%

Experienced Teachers

4.1%

Provisional Teachers

100.0%

In-Field Teachers

### Detailed Assessment and Other Data

#### Student Performance

The following information shows each level of student performance on statewide assessments.

##### Math

Level 1		Level 2		Level 3		Level 4		Level 5	
State	6.8%	State	20.9%	State	30.5%	State	29.9%	State	11.9%
District	0-10%	District	11-20%	District	21-30%	District	31-40%	District	21-30%
School	0-10%	School	21-30%	School	41-50%	School	21-30%	School	0-10%
Minimal		Basic		Passing		Proficient		Advanced	

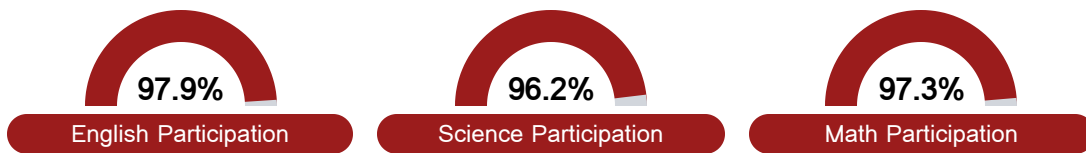
##### English

Level 1		Level 2		Level 3		Level 4		Level 5	
State	7.4%	State	20.4%	State	33.7%	State	29.0%	State	9.4%
District	5.5%	District	15.3%	District	31.6%	District	34.2%	District	13.5%
School	0-10%	School	21-30%	School	31-40%	School	21-30%	School	0-10%
Minimal		Basic		Passing		Proficient		Advanced	

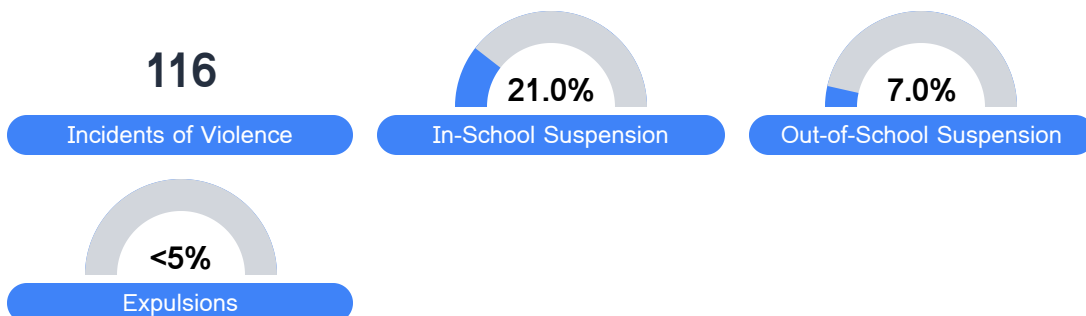
##### Science

Level 1		Level 2		Level 3		Level 4	
State	13.6%	State	24.0%	State	20.7%	State	20.7%
District	8.9%	District	18.9%	District	28.3%	District	28.3%
School	12.4%	School	29.6%	School	18.0%	School	18.0%
Minimal		Basic		Proficient		Advanced	

#### Student Assessment Participation



#### Discipline



\* Source: 2017-2018 Civil Rights Data Collection

#### Other Data



16.0%

Chronic Absenteeism



\$6,746.77

Per-Pupil Expenditure