


B Walls Elementary School

Desoto County School District

 6131 DELTA VIEW ROAD
Walls, MS 38680

 ERICA ARMSTRONG
erica.armstrong@dcsms.org

School Accountability Grade Components

Mississippi's accountability system assigns "A" through "F" letter grades for schools and districts. Grades are based on student achievement, student growth, student participation in testing, and other academic measures.

Math

Measurements of student performance on the statewide math assessment.

Proficiency		Growth		Growth Lowest 25%	
State	51.9%	State	75.1%	State	70.0%
District	63.0%	District	80.8%	District	67.6%
School	40.1%	School	68.4%	School	67.2%

English

Measurements of student performance on the statewide English language arts (ELA) assessment.

Proficiency		Growth		Growth Lowest 25%	
State	46.6%	State	64.3%	State	55.2%
District	52.7%	District	66.7%	District	52.3%
School	45.8%	School	75.9%	School	73.3%

Other Measures

Other measurements of student performance that factor into the accountability grade.

US History Proficiency		Science Proficiency		College & Career Readiness	
State	71.3%	State	58.6%	State	48.9%
District	74.0%	District	66.0%	District	58.7%
School	N/A	School	50.4%	School	N/A

Acceleration		Graduation Rate		English Learners	
State	73.5%	State	88.9%	State	13.2%
District	85.9%	District	92.9%	District	16.1%
School	N/A	School	N/A	School	14.5%

Teacher Data

49.2

Teachers



83.2%

Experienced Teachers

2.3%

Provisional Teachers

99.7%

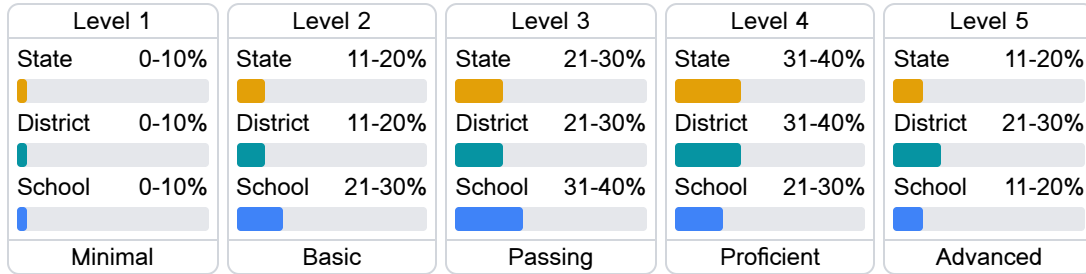
In-Field Teachers

Detailed Assessment and Other Data

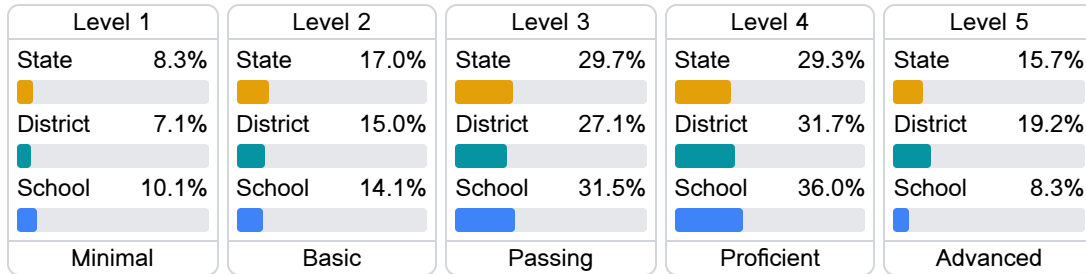
Student Performance

The following information shows each level of student performance on statewide assessments.

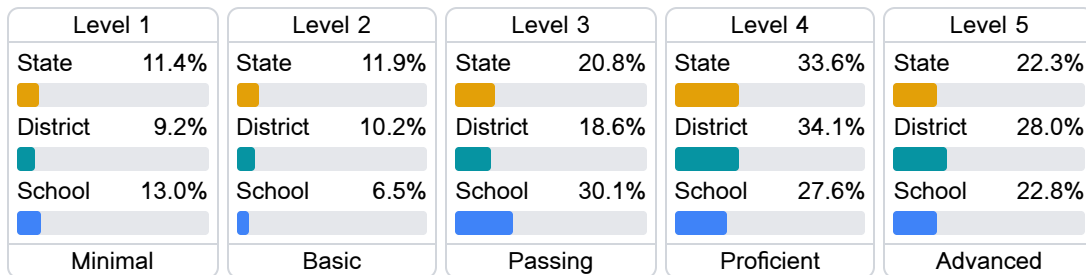
Math



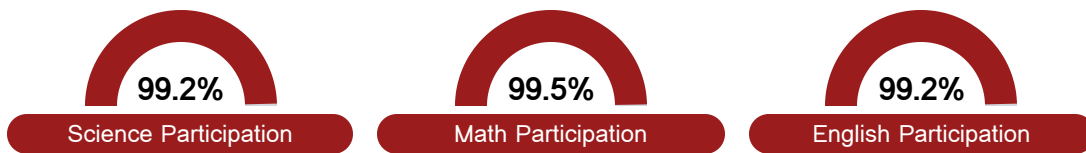
English



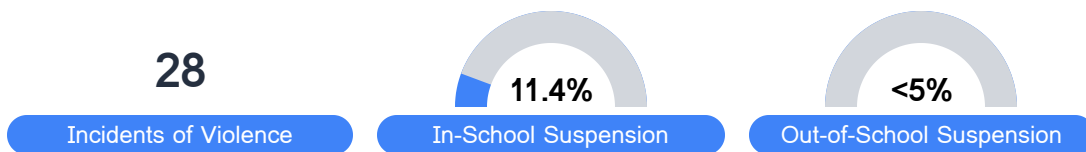
Science



Student Assessment Participation



Discipline



Other Data



29.4 %

Chronic Absenteeism



\$9,825.68

Per-Pupil Expenditure