

A Hernando High School Desoto County School District

805 DILWORTH LANE
Hernando, MS 38632

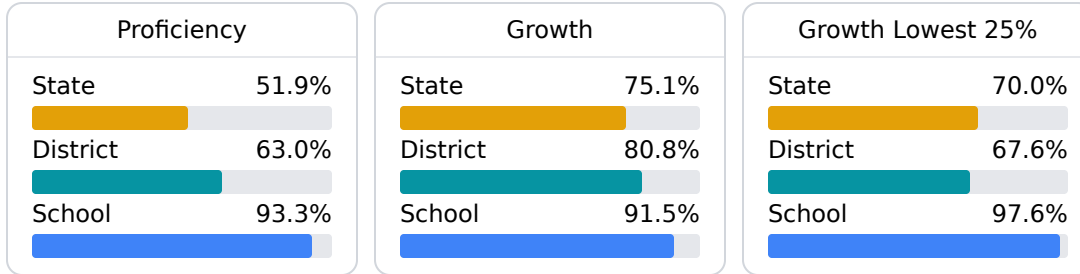
Duane Case
duane.case@dcsms.org

School Accountability Grade Components

Mississippi's accountability system assigns "A" through "F" letter grades for schools and districts. Grades are based on student achievement, student growth, student participation in testing, and other academic measures.

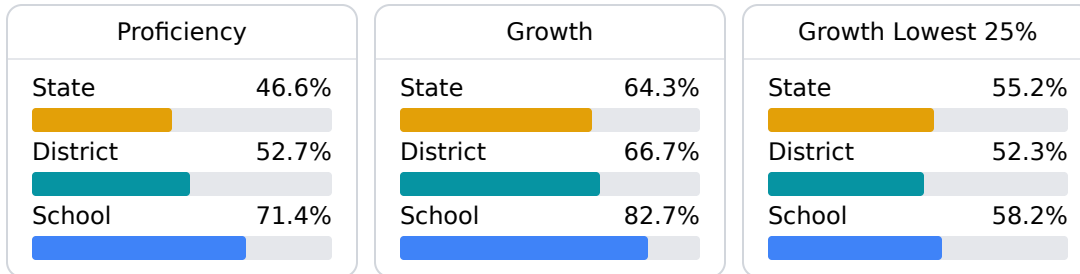
Math

Measurements of student performance on the statewide math assessment.



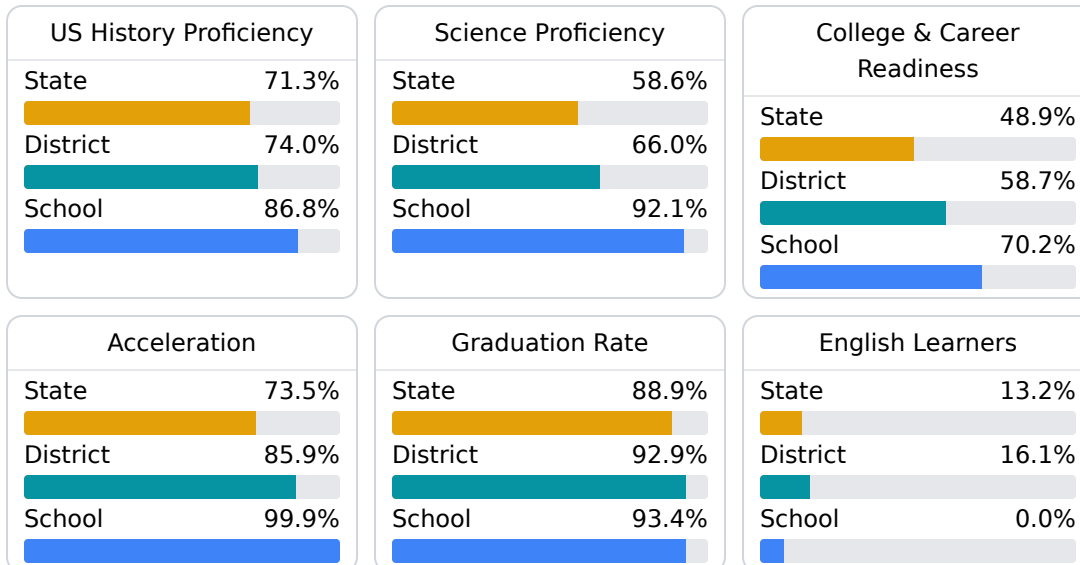
English

Measurements of student performance on the statewide English language arts (ELA) assessment.



Other Measures

Other measurements of student performance that factor into the accountability grade.



Teacher Data

80.3

Teachers



83.5%

Experienced Teachers

3.6%

Provisional Teachers

99.5%

In-Field Teachers

Detailed Assessment and Other Data

Student Performance

The following information shows each level of student performance on statewide assessments.

Math

Level 1	Level 2	Level 3	Level 4	Level 5
State 0-10%	State 11-20%	State 21-30%	State 31-40%	State 11-20%
District 0-10%	District 11-20%	District 21-30%	District 31-40%	District 21-30%
School N/A	School 0-10%	School 11-20%	School 51-60%	School 21-30%
Minimal	Basic	Passing	Proficient	Advanced

English

Level 1	Level 2	Level 3	Level 4	Level 5
State 8.3%	State 17.0%	State 29.7%	State 29.3%	State 15.7%
District 7.1%	District 15.0%	District 27.1%	District 31.7%	District 19.2%
School 0-10%	School 0-10%	School 21-30%	School 31-40%	School 31-40%
Minimal	Basic	Passing	Proficient	Advanced

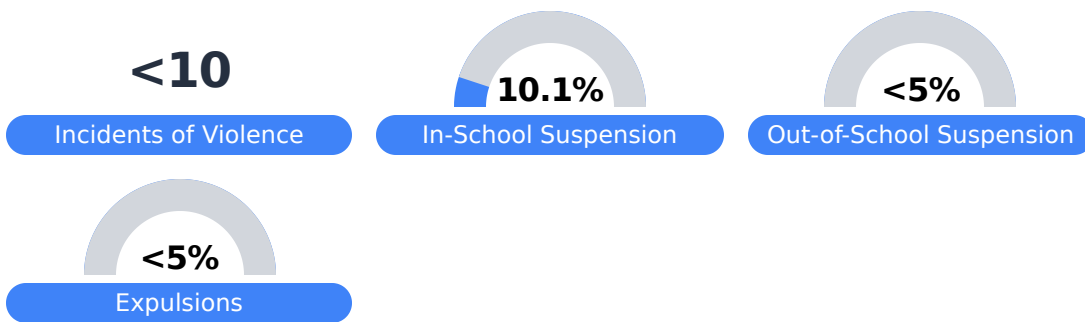
Science

Level 1	Level 2	Level 3	Level 4	Level 5
State 11.4%	State 11.9%	State 20.8%	State 33.6%	State 22.3%
District 9.2%	District 10.2%	District 18.6%	District 34.1%	District 28.0%
School 0-10%	School 0-10%	School 11-20%	School 41-50%	School 41-50%
Minimal	Basic	Passing	Proficient	Advanced

Student Assessment Participation



Discipline



Other Data



34.7%

Chronic Absenteeism



\$9,204.84

Per-Pupil Expenditure



63.3%

Post-Secondary Enrollment



74.6%

Advanced Course Participation